

USC UPSTATE

Winthrop Eagles

2024-25 Record: 10-5, 0-0 Big South

2023-24 Record: 17-15, 8-8 Big South

Head Coach: Mark Prosser (4th season/8th overall)

Winthrop/Career Record: 65-46/107-122

Big South Record: 32-18



USC Upstate Spartans

2024-25 Record: 4-11, 0-0 Big South

2023-24 Final Record: 10-20, 5-11 Big South

Head Coach: Mike Woodson (1st season/3rd year)

USC Upstate/Career Record: 4-11/61-20)

Big South Record: 0-0

WINTHROP



TIP-INS

- Eagles are in their 47th season of basketball overall and 40th in the Big South Conference
- Hold an all-time record of 21-18 in Big South Conference openers and 10-8 when opening at home
- Spartans and Eagles met in the Big South opener in 2022 with Upstate winning 70-62 at the G.B. Hodge Center
- Earned 10 wins prior to league play for first time since 2015-16
- On Nov. 17 the Eagles captured the program's 800th win all-time (807-615)
- The victory was also the 100th career win for head coach Mark Prosser
- Eagles secure a winning record in the month of December with a win for second straight year and 5th time in the last six seasons
- Winthrop is 252-185 all-time in the month of January

HOW THEY MATCHUP



85.0	Scoring	75.5
.452	FG%	.457
.306	3FG%	.287
7.8	3FGM PG	6.0
.670	FT%	.674
41.7	Rebounding	36.5
12.3	Assists	12.9
8.7	Steals	7.3
3.7	Blocks	2.4
13.7	Turnovers PG	15.1
74.3	Scoring Defense	81.5
.423	FG% Defense	.466
.332	3FG% Defense	.323
+5.3	Rebound Margin	+0.4
+2.7	Turnover Margin	-2.5
L1	W/L Streak	L3

Athletic Communications/MBB Contact
Brett Redden - Asst. AD for Communications
(803) 367-1649 / reddennb@winthrop.edu

GAME INFORMATION

Game 16: USC Upstate at Winthrop

Jan. 2, 2025 | 4:00 p.m. (EST)

Rock Hill, S.C. | Winthrop Coliseum (6,100)

Radio: Winthrop Sports Network

Station: 94.3 FM | WGNC AM1450/101.1FM | ESPN730

Play-by-Play: Brett McMillan

Analyst: Michael Jenkins

Television: ESPN+

Play-by-Play: Mike Pacheco

Analyst: Reggie Walker Jr.

---Series History vs. USC Upstate---

Overall..... 19-10

Last Meeting 2/24/24

Result W, 83-74

Current Streak W2

at Winthrop Coliseum 7-5

Streak at Winthrop Coliseum W1

In Overtime 2-0

Most Points (WIN)..... 107 (12/13/20)

Most Points (UPST)..... 100 (11/29/79)

Prosser vs. Upstate 4-2

Prosser vs. Upstate at Winthrop Coliseum..... 2-1

2024-25 Schedule/Results

10-5, 0-0 Big South

NOVEMBER (6-3)

4	Piedmont	W, 125-65
9	Little Rock (Homecoming)	W, 82-67
11	at Virginia Tech (ACCNX)	L, 58-52
15 +	William & Mary	W, 86-85
16 +	Georgia Southern	L, 89-87
17 +	North Carolina Central	W, 77-75
22	at Louisville (ACCNX)	L, 76-61
25	LIU	W, 87-65
27	Averett	W, 99-56

DECEMBER (4-2)

3	at Queens	W, 86-78
7	Coastal Carolina	W, 96-89
12 +	Bob Jones	W, 103-55
17	at Florida State (ACCNX)	L, 82-64 p.m.
21	Mercer	W, 102-97
29	at Indiana	L, 77-68

JANUARY (0-0)

2	* USC Upstate	4:00 p.m.
4	* at Radford	4:30 p.m.
8	* at Gardner-Webb	7:00 p.m.
11	* Longwood	2:00 p.m.
15	* Charleston Southern	6:30 p.m.
18	* at UNC Asheville	2:00 p.m.
25	* at High Point	2:00 p.m.
29	* Presbyterian College	6:30 p.m.

FEBRUARY (0-0)

1	* Gardner-Webb	2:00 p.m.
5	* at Charleston Southern	7:00 p.m.
8	* at USC Upstate	2:00 p.m.
12	* Radford	6:30 p.m.
15	* High Point	2:00 p.m.
19	* at Presbyterian College	2:00 p.m.
26	* at Longwood	7:00 p.m.

MARCH (0-0)

1	* UNC Asheville	4:00 p.m.
5-9	# Big South Tournament	TBD

+ (Played at Rock Hill Sports & Events Center - Rock Hill, SC)

* Big South Conference Game

Big South Tournament (Freedom Hall - Johnson City, Tenn.)

Games on ESPN+ unless otherwise noted

All Games (EST)

PROBABLE STARTERS (ACCORDING TO LAST GAME)



3 JONES III
Fr. ▶ Guard

MIN. 19.9
PPG 8.1
RPG 3.2
APG 0.6
FG% 36.4
3FG% 31.4



10 JOHNSON
Sr. ▶ Guard

MIN. 24.5
PPG 10.9
RPG 2.5
APG 1.6
FG% 42.0
3FG% 33.3



11 HARRISON
Sr. ▶ Guard

MIN. 28.9
PPG 13.6
RPG 2.8
APG 3.3
FG% 52.6
3FG% 34.8



12 DOUCET
Sr. ▶ Forward

MIN. 24.9
PPG 14.0
RPG 6.1
APG 1.0
FG% 51.8
3FG% 37.2



4 TALFORD
Sr. ▶ Forward

MIN. 26.3
PPG 14.8
RPG 7.7
APG 0.6
FG% 56.3
FT% 67.3

2024-25 Winthrop Basketball Roster

NUMERICAL ROSTER

NO.	NAME	YR.	POS.	HT.	WT.	HOMETOWN/PREVIOUS SCHOOL
1	Isaiah Wilson	Sr.	G	6-1	180	Pittsburgh, Pa./ Richmond
2	Ryan Jolly	Gr.	G	6-3	180	Martinez, Ga. / Piedmont University
3	Paul Jones III	Fr.	G	6-4	170	Suffolk, Va. / Combine Academy
4	Kelton Talford	Sr.	F	6-7	200	Great Falls, S.C./ Great Falls H.S.
5	Yoro Diallo	R-So.	F	6-8	210	Cincinnati, Ohio/ Moeller H.S.
8	Cam Christy	Jr.	G	6-4	200	Walton, Ky. / Mount St. Joseph University
10	Nick Johnson	Sr.	G	6-4	200	Bronx, N.Y./ New Hampshire
11	Kasen Harrison	Sr.	G	6-2	200	Beaumont, Texas/ Lamar
12	K.J. Doucet	Sr.	F	6-7	230	Austell, Ga./ Fort Valley State
13	Clay Howard	Jr.	G	6-3	180	Aiken, S.C./ Aiken H.S.
14	Noah Van Bibber	So.	G	6-5	190	Debary, Fla./ Concord Academy
15	Tommy Kamarad	Sr.	F	6-8	205	Buford, Ga. / Arkansas Tech
21	Tai Hamilton	So.	F	6-10	200	Charlotte, N.C. / William & Mary
22	Henry Harrison	So.	G	5-11	175	Lewisburg, Pa./ Lewisburg H.S.
51	Logan Duncomb	Jr.	C	6-10	230	Cincinnati, Ohio / Xavier
55	Bryce Baker	Jr.	G	6-5	200	Mooresville, N.C. / Old Dominion

COACHING STAFF

Head Coach—Mark Prosser (Marist, '02)
Associate Head Coach—Tony Rack (Northern Kentucky, '12)
Associate Head Coach—Monty Sanders (Elon, '09)
Assistant Coach—Mitchell Hill (Tennessee Tech, '15)
Director of Basketball Operations—Kaylin Johnson (Samford, '12)
Video Coordinator—Matt Erps (Winthrop, '18)
Graduate Assistant—Andre Smith (Winthrop, '15)
Special Assistant to Head Coach—Thomas Lefler (Western Carolina, '22)

PRONUNCIATION GUIDE

4-Kelton Talford	TAL-FERD
5-Yoro Diallo	YOR-OWE DEE-ALL-OH
12-K.J. Doucet	DEW-SET
15-Tommy Kamarad	CAM-UH-RAD
51-Logan Duncomb	DONE-COME

RADIO / TV PLAYER PHOTO CHART




Isaiah Wilson
G, 6-1, Sr.
Pittsburgh, Pa.



Ryan Jolly
G, 6-3, Gr.
Martinez, Ga.



Paul Jones III
G, 6-4, Fr.
Suffolk, Va.




Kelton Talford
F, 6-7, Sr.
Great Falls, S.C.



Yoro Diallo
F, 6-8, R-So.
Cincinnati, Ohio




Cam Christy
G, 6-4, Jr.
Walton, Ky.



Nick Johnson
G, 6-4, Sr.
Bronx, N.Y.



Kasen Harrison
G, 6-2, Sr.
Beaumont, Texas



K.J. Doucet
F, 6-7, Sr.
Austell, Ga.




Clay Howard
G, 6-3, Jr.
Aiken, S.C.



Noah Van Bibber
G, 6-5, So.
Debary, Fla.



Tommy Kamarad
F, 6-8, Sr.
Buford, Ga.



Tai Hamilton
F, 6-10, So.
Charlotte, N.C.



Henry Harrison
G, 5-11, So.
Lewisburg, Pa.



Logan Duncomb
C, 6-10, Jr.
Crystal Lake, Ill.



Bryce Baker
G, 6-5, Jr.
Mooresville, N.C.



Mark Prosser
HEAD COACH



EAGLE EYE VIEW OF THE TEAM

WINTHROP SERIES HISTORY VERSUS USC UPSTATE

- Spartans and Eagles meet for the 30th time
- Eagles lead the all-time series 19-10 after winning the last meeting 74-63 at home toward the end of the 2023-24 regular season
- This marks the 3rd time the two teams have met in a Big South opener as Upstate won the last time 70-62 in 2022 and Eagles won the first time 95-77 in 2020
- Hold a record of 14-2 all-time against the Spartans since both programs became NCAA D1 members
- In 29 meetings all-time, Winthrop has scored 2,187 points (75.41 ppg) while Upstate has scored 2,060 points (71.03 ppg)

AT HOME

- Have won 14 of the last 15 home non-conference games and 16 of the last 18
- Eagles finished 3-1 at the Rock Hill Sports & Event Center this season and are 9-1 at home for the year overall
- Have won seven straight at the Winthrop Coliseum against non-conference opponents
- Have won seven straight home openers after the 125-65 victory over Piedmont
- Finished last season with an 11-5 record, 4-4 in non-conference and 7-1 in Big South action
- The longest home win streak in program history is 24 from 2005-06/2007-08
- Hold an all-time record of 487-178 in home games and 433-165 at the Winthrop Coliseum
- Since 1998-99 the Eagles are 309-70 at home (.815 winning percentage)
- Since 2012-13 the Eagles are 149-35 at home (.809 winning percentage)
- As an NCAA D1 member the Eagles are 406-149 in home contests

EAGLES IN BIG SOUTH (2023-24)

- Finished with an 8-8 mark for a 4th place finish in the standings
- Now have 12 straight seasons with at least a .500 or better record in conference
- Started league play 4-0 for the first time since 2021-22 and the 4th time in the last five seasons
- It was the 8th 4-0 start in program history (in 2006-07 the Eagles went 14-0 in league play)
- The Eagles are 49-18 in conference play over the last four seasons and 64-21 over the last five
- Hold an all-time regular season league record mark of 350-239 (.594)
- The 350 victories are the most by any Big South member

LOOKING BACK AT 2023-24

- Season ended with a 69-56 loss to 5th-seeded Longwood, the eventual Big South Champion
- Returned 4-of-5 starters from last year's team that was 17-15 overall
- All four returning starters were also the Top 4 in scoring from 2023-24
- Two-Time All-Big South First Team selection Kelton Talford is the top returner as he led the team with 14.1 ppg and 5.8 rpg
- K.J. Doucet was second on the team in scoring at 12.4 ppg and second on the team with 51 made threes
- Kasen Harrison was also in double-figures at 11.3 ppg and led the team with 3.8 apg (ranked 3rd in Big South)
- Nick Johnson averaged 10.4 ppg and led the team with 44 steals, while ranking 4th in the Big South at 1.4 per game

AT HOME IN BIG SOUTH

- Finished 4-4 at home in league play, dropping the final regular season home game 65-64 to Gardner-Webb as Lucas Stieber drilled a three with 2.7 seconds left
- This is the first time since 2011-12 the Eagles have more than two home losses in league play
- In eight league home games last season, the Eagles averaged 73.4 ppg while allowing 72.0 ppg
- Winthrop shot 45 percent from the floor as opponents hit 43 percent from the field
- Suffered a 23-point loss to Presbyterian, the worst home defeat to a league opponent since Jan. 20, 1996 when the Eagles fell 82-60 to UNCG
- The win over Charleston Southern on Feb. 7 was the 200th home victory in conference regular season games
- Since 2013-14 the Eagles have lost 18 conference home games with eight of those losses coming against programs from the state of Virginia, seven from programs in North Carolina
- Went 8-0 at home in 2021-22, which was the sixth time in program history the Eagles were undefeated at home in Big South play and the first since 2006-07
- Hold a record of 32-9 at home since the 2019-20 season
- All-time the Eagles hold a Big South regular season record of 201-93 (68%) at home
- In the last 12 seasons the Eagles are 79-23

TEAM NEWS

- Reached 10 wins before conference play for first time since 2015-16 (1-of-4 Big South programs with 10 or more this season)
- Winthrop has won 10 of the last 11 Big South Conference openers with the lone loss coming to USC Upstate in 2022 (70-62)
- Opened Big South play with a 68-60 overtime win against Longwood last season
- Posted the 44th all-time 100 point game in the 102-97 victory over Mercer (42-2 all-time)
- It was the 18th 100-point game vs. a D1 opponent as the Eagles are 16-2 in those games
- In the last road game, the Eagles shot a season-low 29 percent from the floor in the loss at FSU
- Of the Eagles non-conference D1 opponents, six of them have winning records and eight are .500 or better this season as of Dec. 26
- Eagles have five 1,000 point scorers on this year's roster, tied for the 3rd most in the nation (D1) as Minnesota/Ole Miss lead the way with seven
- Teams with six are Alabama and Kentucky while Winthrop, Auburn, Gonzaga, Kansas, Oklahoma State UC San Diego and Xavier have five
- In the win over Bob Jones, Winthrop connected on 12 threes, the third time with 10 or more in a game this season (all three vs. Non-D1 opponents)
- In the first half of the game at FSU, Kelton Talford grabbed an offensive rebound and made a layup which was the 100,000th point in the history of the program
- Talford has over 1,500 of those points personally and ranks 4th all-time in program history
- The 2023-24 team set the NCAA D1 program record for free throws made (601) and free throws attempted (856) for a single-season
- The 18.8 free throws made per game were a program record, as were the 26.8 free throw attempts per game
- Attempted 238 more free throws than opponents and made 601, which was nearly as many as opponents attempted (618)
- Winthrop led the nation in free throw attempts per game (26.8)
- Eagles finished 9th in the nation in total free throw attempts, 16th in free throws made
- Through 15 games this year the Eagles are averaging 31.3 free throw attempts a game and have attempted 149 more free throws than their opponents
- The 31.3 free throw attempts lead the nation in attempts per game (games through Dec. 29) and are just 1-of-2 teams averaging 30 or more
- Winthrop has made 314 free throws for 20.9 per game which ranks 2nd nationally
- Eagles have almost made more free throws than opponents have attempted (314-320)
- In the win over Mercer, the Eagles attempted 48 free throws, the 5th game this season in which they have attempted 40 or more
- The '23-24 team had just two games all season with 40 or more free throw attempts despite setting program's D1 record for free throws made and free throws attempted
- In the win over Coastal, the Eagles had just five turnovers, the first time since Mar. 8, 2015 against Coastal Carolina in the 2015 Big South Title Game (lost 81-70)
- That season the Eagles had 10 games with fewer than 10 turnovers (have three so far this season)
- Picked up first road win of the season with an 86-78 win at Queens on Dec. 3
- Was the first non-conference road game win in the state of North Carolina since Nov. 22, 2010 when the Eagles won 83-74 at Wake Forest
- Mark Prosser coached his 100th game as head coach of the Eagles on Nov. 15 and captured his 100th career win the same day

EAGLE EYE VIEW OF THE TEAM

- The win also marked the 800th in program history
- Eagles got after it defensively vs. LIU, recording 10 blocks and getting 12 steals while holding LIU to 65 points (tied for fewest points allowed by the Eagles this season)
- It is the first time this season the Eagles have had double-digit blocks and steals in the same game
- In fact it's the first time Winthrop has had 10 or more blocks in a single-game since Feb. 10, 2018 as they had 10 at High Point
- The last time the Eagles had 10 or more blocks and 10 or more steals in the same game was Jan. 7, 2010 vs. VMI (11 blocks, 13 steals)
- Eagles went 2-1 in the Rock Hill Classic and all three matchups being one possession games
- The 100th win for Prosser came on a buzzer-beater by junior transfer Bryce Baker with a corner three
- It was the first buzzer beater win for the Eagles since Keon Johnson's jumper as time expired in an 86-84 victory at Radford on Jan. 13, 2016
- In games versus D1 opponents this season the Eagles are 7-4 overall and averaging 80.0 ppg while allowing 78.3 ppg
- Through 15 games the Eagles have a +5.3 advantage on the glass and are averaging 14.5 offensive rebounds per game (10.3 per game vs. D1 opponents)
- The first loss of the season came at Virginia Tech, 58-52
- The loss came two days after the Eagles earned their 2-0 start since the 2021-22 season after the win over Little Rock
- The 58 points were the second-lowest the Eagles have ever allowed vs. an ACC opponent
- This was the first loss by the Eagles when holding an opponent under 60 points since falling 57-55 to UNC Asheville at home on Jan. 29, 2021
- In the win over Little Rock, the Eagles opened the second half on a 16-4 run for a double-digit lead and never looked back
- It was the second straight game this season, the Eagles dominated the glass 52-32
- It was also the second straight game the Eagles had 20-plus offensive rebounds (21 vs. Little Rock)
- Eagles opened with a 60-point victory over Piedmont on Nov. 4
- The 60-point win was the second-largest margin of victory in program history
- Hauled in 63 rebounds vs. Piedmont, first time grabbing 60 or more rebounds in a game since 2019 vs. Pfeiffer (61)
- The Eagles matched a program record for offensive rebounds with 28 that was set Dec. 2, 2023 against Coastal Carolina
- Also finished with 64 points in the paint and 38 second-chance points
- Hold an all-time mark of 130-95 in the month of November, 139-150 in the month of December, 252-185 in January and 230-152 in February
- Since 2016-17 the Eagles are 23-5 in home games during the month of November, 29-17 in December, 28-9 in January and 42-17 in February
- The win over Averett was the 6th win in the month of November, tying a program record set back in 1980-81 which is the only other time an Eagle team won six games in November
- With the win over Bob Jones, the Eagles ensured at least a .500 or better record in December for a second straight season (4-3 last year) and the fourth time in the last five years
- This is the program's 1,425th game as it holds an all-time record of 807-617
- Voted to finish second in the Big South Conference Preseason Poll (1 first-place vote) for the second time in the last three seasons
- Winthrop has 10 or more threes in 39 games in the Prosser Era (Hold a 31-8 record in those 39 contests)
- Over the last four seasons Winthrop is 86-13 when leading at the half (143-24 since the start of the 2015-16 season/157-33 since the 2014-15 season)
- In the last 12 seasons the Eagles are 179-27 when leading at the half, 46-94 when trailing and 10-4 when tied
- In Big South contests since 2013-14, the Eagles are 116-16 when leading at the half, 34-39 when trailing and 7-3 when tied
- In the last 207 victories, the Eagles have won by double-figures in 126 of them (61%)
- Over the last 12 seasons Winthrop is 170-65 when attempting 20 or more free throws, 52-13 when attempting 30 or more, 11-3 when attempting 40 or more and 1-1 when attempting 50-plus
- During that same time span, Winthrop is 77-73 when it has less than 20 free throw attempts
- Have won 13 of the last 15 games attempting 30 or more free throws after having lost 4-of-5 prior
- In the last 12 seasons Winthrop is 78-11 when making 10 or more threes and attempting 20 or more free throws in same game
- Since 2012-13 the Eagles have more wins than any other Big South Conference school (251), 34 more than the next team (UNC Asheville -217)

CURRENT BIG SOUTH MEMBERS

<i>(ranked by overall wins)</i>	<i>Since (2012-13)</i>		<i>2024-25</i>	<i>2024-25</i>
School	Overall	Big South	Overall	Big South
Winthrop	251-140	131-64	10-5	0-0
UNC Asheville	217-175	116-69	8-5	0-0
Radford	216-179	114-75	10-5	0-0
Gardner-Webb	214-186	113-77	5-8	0-0
High Point	205-181	107-81	12-3	0-0
Longwood	196-242	80-128	11-4	0-0
USC Upstate**	147-218	28-54	4-11	0-0
Presbyterian College	125-263	53-151	7-7	0-0
Charleston Southern*	107-253	51-123	4-11	0-0

(Games Through Dec. 29, 2024)

* Charleston Southern had 51 wins (31 conference wins and 3 conference tournament wins vacated)

** USC Upstate overall record from 2012-13 - 2017-18 in Atlantic Sun Conference



Piedmont - Ryan Jolly
 Little Rock - Kasen Harrison
 at Virginia Tech - Kasen Harrison
 William & Mary - Bryce Baker
 Georgia Southern - Kasen Harrison
 NC Central - Kelton Talford
 at Louisville - Kelton Talford
 LIU - Kelton Talford
 Averett - Paul Jones III
 at Queens - Nick Johnson
 Coastal Carolina - K.J. Doucet
 Bob Jones - Kelton Talford
 at Florida State - Nick Johnson
 Mercer - Nick Johnson
 at Indiana - Kelton Talford
 USC Upstate -
 at Radford -
 at Gardner-Webb -
 Longwood -
 Charleston Southern -
 at UNC Asheville -
 at High Point -
 Presbyterian -
 Gardner-Webb -
 at Charleston Sou. -
 at USC Upstate -
 Radford -
 High Point -
 at Presbyterian -
 at Longwood -
 UNC Asheville -

NEXT EAGLES WIN WILL...

- Be a second straight season winning league opener
- Mark the 7th straight win at the Winthrop Coliseum
- Give Prosser his 108th career win and 103rd win as an NCAA D1 coach
- Give the program 808 victories all-time
- Be the 667th all-time at the NCAA D1 level
- Mark the 351st Big South regular season win all-time

WINTHROP

All-Time Head Coaches (Wins)

Coach	Wins	Losses	Pct.
Gregg Marshall	194	83	.700
Pat Kelsey	186	95	.663
Nield Gordon	160	100	.615
Randy Peele	77	82	.484
Steve Vacendak	74	98	.430
Mark Prosser	65	46	.586
Dan Kenney	51	113	.331

2024-25 EAGLE TRENDS

THE EAGLES RECORD

Overall: 10-5
At home: 9-1
On the road: 0-4
At a neutral site: 0-0
In the Big South: 0-0
Big South Home: 0-0
Big South Away: 0-0
Overtime: 0-0
Night Tip: 7-4
Daytime Tip: 3-1
Morning Tip: 0-0
Win the Opening Tip: 7-4
Lose the Opening Tip: 3-1
Nationally ranked opponents: 0-0
Opponents receiving votes: 0-0
ACCNX: 0-3
BTN: 0-1
SECN+: 0-0
ESPN+: 9-1
ESPN: 0-0
ESPNU: 0-0
Play a team with a record over .500: 4-5
A team with a record below .500: 3-0
A team with a record of .500: 3-0
Lead at halftime: 8-1
Trail at halftime: 2-4
Tied at halftime: 0-0
Lead 10+ at halftime: 4-0
Trail 10+ at halftime: 0-1
Score first: 6-4
1st possession is a turnover: 3-0
1st possession is a made FG: 2-2
1st possession is a missed FGA: 5-2
1st possession is a made FT: 1-0
1st possession is a missed FT: 0-0
Make First Field Goal Attempt: 5-2
Miss First Field Goal Attempt: 6-2

SCHEDULED TIME OF TIP/DAY OF WEEK

(record by time zone, not just EST)

Tip at 11 a.m.: 0-0
Tip at 12 p.m.: 1-0
Tip at 12:30 p.m.: 0-0
Tip at 1 p.m.: 0-0
Tip at 2 p.m.: 1-0
Tip at 2:30 p.m.: 1-0
Tip at 3 p.m.: 0-0
Tip at 4 p.m.: 0-1
Tip at 5 p.m.: 1-1
Tip at 5:30 p.m.: 0-0
Tip at 6 p.m.: 0-0
Tip at 6:30 p.m.: 4-0
Tip at 7 p.m.: 2-3
Tip at 7:30 p.m.: 0-0
Tip at 8 p.m.: 0-0
Monday: 2-1
Tuesday: 1-1
Wednesday: 1-0
Thursday: 1-0
Friday: 1-1
Saturday: 3-1
Sunday: 1-1

SCORING

Scores between 10-19: 0-0
20-29 points: 0-0
30-39 points: 0-0
40-49 points: 0-0
50-59 points: 0-1
60-69 points: 0-3
70-79 points: 1-0
80-89 points: 4-1
90-99 points: 2-0
100-plus points: 3-0
Shoot 10-19 percent from the field: 0-0
20-29%: 0-1
30-34%: 0-2
35-39%: 0-1
40-44%: 2-0
45-49%: 3-1
50-59%: 5-0
60-plus: 0-0
Higher FG% than opponent: 10-2
Lower FG % than opponent: 0-3

FG% is the same: 0-0
Hit 7 or more threes: 6-1
Hit less than 7 threes: 2-4
Attempt less than 20 threes: 2-1
Attempt 20 or more threes: 8-4
Attempt 30 or more threes: 1-2
Turn ball over less than 10 times: 3-0
10-15 times: 3-4
16-20 times: 3-1
21-plus: 1-0
Make more free throws: 9-2
Make fewer free throws: 1-3
Make same free throws: 0-0
Attempt more free throws: 10-2
Attempt fewer free throws: 0-3
Attempt same free throws: 0-0
Have more rebounds: 7-1
Have fewer rebounds: 3-4
Have same rebounds: 0-0
Have more turnovers: 4-1
Have fewer turnovers: 5-4
Have same turnovers: 1-0
Have more steals: 7-1
Have fewer steals: 3-3
Have same steals: 0-1

LATE IN THE GAME(regulation only)

Lead with five minutes left: 8-0
Trail with five minutes left: 2-5
Tied with five minutes left: 0-0
Lead with one minute left: 9-0
Trail with one minute left: 1-5
Tied with one minute left: 0-0
Bench scores more points: 5-1
Bench scores fewer points: 5-4
Bench scores same points: 0-0
1 Score Double-Figures: 0-0
2 Score Double-Figures: 0-2
3 Score Double-Figures: 1-1
4 Score Double-Figures: 4-1
5 Score Double-Figures: 4-1
6 Score Double-Figures: 0-0
7 Score Double-Figures: 1-0

GAMES DECIDED BY...

1 point: 1-0
2 points: 1-1
5 points or less: 3-1
6-9 points: 2-2
Double-figures: 5-2

First Basket (POINT) is a...

Jumper: 1-0
Lay-up/Tip-in: 3-4
Dunk: 1-0
Free Throw: 3-1
Three-Pointer: 2-0

POINTS OFF TURNOVERS

Score more off turnovers: 7-1
Outscored off turnovers: 3-4
Tied in points off turnovers: 0-0

POINTS IN PAINT

Score more points in paint: 9-1
Outscored in paint: 1-3
Tied in points in paint: 0-1

2ND CHANCE POINTS

Score more 2nd chance points: 7-2
Outscored in 2nd chance points: 3-3
Tied in 2nd chance points: 0-0

SCHOOLS FROM...

Arkansas: 1-0
Florida: 0-1
Georgia: 2-1
Indiana: 0-1
Kentucky: 0-1
New York: 1-0
North Carolina: 2-0
South Carolina: 2-0
Virginia: 2-1

YEAR-BY-YEAR RECORDS

(Member of NCAA DI Level Only)					
Year	Overall	Home	Away	Non-Conf.	BSC
24-25	10-5	9-1	1-4	10-5	0-0
23-24	17-15	11-5	6-9	9-7	8-8
22-23	15-17	10-4	4-11	5-9	10-8
21-22	23-9	13-0	7-7	9-7	14-2
20-21	23-2	11-1	10-0	5-1	17-1
19-20	24-10	12-4	10-6	7-7	15-3
18-19	18-12	11-3	7-8	8-5	10-6
17-18	19-12	11-3	7-8	6-5	12-6
16-17	26-7	14-3	12-3	8-4	15-3
15-16	23-9	14-1	7-7	10-4	13-5
14-15	19-13	11-3	6-10	7-7	12-6
13-14	20-13	12-3	5-10	10-7	10-6
12-13	14-17	11-4	2-12	8-7	6-10
11-12	12-20	7-5	4-11	4-10	8-10
10-11	13-17	9-4	4-10	4-8	9-9
09-10	19-14	12-2	6-11	7-8	12-6
08-09	11-19	7-6	4-12	2-10	9-9
07-08	22-12	12-3	6-7	12-8	10-4
06-07	29-5	15-0	12-3	15-5	14-0
05-06	23-8	15-1	7-6	10-5	13-3
04-05	27-6	16-0	9-4	12-5	15-1
03-04	16-12	10-4	5-7	6-5	10-6
02-03	20-10	11-3	9-4	8-6	11-3
01-02	19-12	9-4	7-5	6-7	10-4
00-01	18-13	11-1	5-7	5-9	11-3
99-00	21-9	13-1	6-7	8-5	11-3
98-99	21-8	12-1	7-6	10-6	9-1
97-98	7-20	4-9	4-10	3-11	4-8
96-97	12-15	9-4	3-10	7-6	5-9
95-96	7-19	4-8	3-10	1-11	6-8
94-95	7-20	5-7	2-12	3-8	4-12
93-94	4-23	3-9	1-13	1-8	3-15
92-93	14-16	7-5	4-10	9-5	5-11
91-92	6-22	4-11	2-10	3-11	2-12
90-91	8-20	6-7	2-12	3-10	5-9
89-90	19-10	14-4	5-7	13-4	6-6
88-89	16-13	14-5	2-8	10-5	5-7
87-88	17-13	12-3	5-10	9-6	5-7
86-87	8-20	5-5	3-14	7-12	1-7
85-86	20-9	14-2	5-6	14-6	5-3
Totals	666-526	410-152	216-324	292-275	350-240

THE EAGLES' RECORD IN WINTHROP COLISEUM

Season	Won	Lost	Pct.
1982-83	7	8	.467
1983-84	12	5	.706
1984-85	11	4	.733
1985-86	14	2	.875
1986-87	5	5	.500
1987-88	12	3	.800
1988-89	14	5	.737
1989-90	14	4	.778
1990-91	6	7	.462
1991-92	4	11	.267
1992-93	7	5	.583
1993-94	3	9	.250
1994-95	5	7	.417
1995-96	4	8	.333
1996-97	9	4	.692
1997-98	4	9	.308
1998-99	12	1	.923
1999-00	13	1	.929
2000-01	11	1	.917
2001-02	9	4	.692
2002-03	11	3	.786
2003-04	10	4	.714
2004-05	16	0	1.000
2005-06	15	1	.938
2006-07	15	0	1.000
2007-08	12	3	.800
2008-09	7	6	.538
2009-10	12	2	.857
2010-11	9	4	.692
2011-12	7	5	.583
2012-13	11	4	.733
2013-14	12	3	.800
2014-15	11	3	.786
2015-16	14	1	.933
2016-17	14	3	.824
2017-18	11	3	.786
2018-19	11	3	.786
2019-20	12	4	.750
2020-21	11	1	.916
2021-22	13	0	1.000
2022-23	10	4	.692
2023-24	11	5	.688
2024-25	6	0	1.000
37 Years	434	165	.724

2024-25 EXTRAS

WINTHROP RECORD ACCORDING TO STARTING LINEUP

K. Harrison, Jones III, Johnson, Doucet, Talford	6-3
K. Harrison, Baker, Doucet, Kamarad, Talford	2-2
K. Harrison, Jolly, Doucet, Kamarad, Talford	1-0
K. Harrison, Jones III, Baker, Doucet, Talford	1-0

WINTHROP RECORD WHEN LEADING SCORER IS...

Talford	4-1
Johnson	3-1
Doucet	1-1
Jones III	1-0
Harrison	0-3

WINTHROP RECORD WHEN LEADING REBOUNDER IS...

Talford	7-0
Diallo	1-0
Hamilton	1-0
Kamarad	1-0
Baker	1-1
Doucet	0-4

WINTHROP RECORD WHEN LEADER IN ASSISTS IS...

K. Harrison	6-5
Wilson	4-0
Baker	0-1
Doucet	0-1
Johnson	0-1

WINTHROP RECORD WHEN OPPONENT...

Shoots less than 30%:	0-0
30-34%:	3-1
35-39%:	1-0
40-44%:	3-1
45-49%:	2-2
50-59%:	0-1
60-plus:	0-0
Makes 25 or more FG:	4-4
Makes fewer than 25 FG:	5-1
Makes 7 or more 3PT FG:	7-4
Makes 6 or less 3PT FG:	2-1
Makes more than 15 FTs:	1-3
Makes 15 or fewer FTs:	8-2
Commits 13 or fewer TOs:	1-2
Commits 14 or more TOs:	8-3
Scores the first point(s) of 2nd half:	0-4

WINTHROP RECORD WHEN OPPONENT HAS...

A 20-point scorer:	3-3
A 30-point scorer:	0-0
A 40-point scorer:	0-0
More than one 20-point scorer:	0-1
No players in double-figures:	0-0
1 Player in double-figures:	2-0
2 Players in double-figures:	3-1
3 Players in double-figures:	1-1
4 Players in double-figures:	3-3
5 or more players in double-figures:	0-0
6 or more players in double-figures:	0-0

Margin of Victory/Defeat

Breakdown of Eagles' margin of victory...

1	2	3	4	5	6	7	8	9	10	11-15	16-20	21-25	26+
1	1	-	-	1	-	-	1	-	-	1	-	1	3

Breakdown of Eagles' margin of defeat...

1	2	3	4	5	6	7	8	9	10	11-15	16-20	21-25	26-30+
-	1	-	-	-	-	-	1	1	-	1	1	-	-

WINTHROP CURRENT STREAKS

OVERALL

All Games	L1
Big South Games Overall	L2
Ranked opponent	L3

HOME

All Games	W6
Non-Conference Home Games	W6
Big South Home Games	L1

ROAD

All Games	L2
Big South Road Games	L1
Non-Conference Road Games	L2

NEUTRAL

At Neutral Sites	L1
Ranked opponents	L3
Unranked opponents	L1

EAGLES CURRENT STREAKS VS. BIG SOUTH OPPONENTS

Charleston Southern	W10
Gardner-Webb	L2
High Point	L1
Longwood	L2
Presbyterian College	L1
Radford	W2
UNC Asheville	L3
USC Upstate	W2

RECORD AT WINTHROP COLISEUM

Winthrop Record At Winthrop Coliseum When It Scores...

	Since 2004-05	All-Time (D1 level)
100+:	23-1	31-1
90-99:	31-0	48-1
80-89:	56-8	93-8
70-79:	61-9	118-30
60-69:	44-13	77-48
50-59:	18-16	23-39
40-49:	1-6	1-10

When Winthrop Allows () Points At Winthrop Coliseum...

100+:	1-1
90-99:	6-5
80-89:	21-11
70-79:	37-14
60-69:	64-17
50-59:	56-7
40-49:	42-2
30-39:	2-0

THE LAST TIME...

SCORING

Scored 70-79 points
77 vs. NC Central, 11-17-24 (W, 77-75)
Scored 80-89 points
86 at Queens, 12-5-24 (W, 86-78)
Scored 90-99 points
96 vs. Coastal Carolina, 12-7-24 (W, 96-89)
Scored 100+ points
102 vs. Mercer, 12-21-24 (W, 102-97)
Both Team Score 100 Points Or More
UNC Asheville, 2-26-14 (W, 107-100 in OT)
Held opponent to 40-49 points
Charleston Southern, 2-7-24 (W, 67-46)
Held opponent to 30-39 points
Lenoir-Rhyne, 11-20-12 (W, 59-35)
Held opponent to 20-29 points
at College of Charleston (29), 2-26-83 (L, 29-23)
Allowed 70-79 points
77 at Indiana, 12-29-24 (L, 77-68)
Allowed 80-89 points
82 at Florida State, 12-17-24 (L, 82-64)
Allowed 90-99 points
97 vs. Mercer, 12-21-24 (W, 102-97)
Allowed 100 points or more
100 at High Point, 2-28-24 (L, 100-96 in OT)
Scored 50 in a half
vs. Mercer, 12-21-24 (58-2nd half)
Scored 60 in a half
vs. Piedmont, 11-4-24 (66-2nd half)
Scored 70 in a half
vs. Pfeiffer, 11-15-18 (73-1st half)
Allowed 50 in a half
vs. Coastal Carolina, 12-7-24 (50-2nd half)
Allowed 60 in a half
vs. Mercer, 12-21-24 (61-2nd half)
Held Opponent under 20 points in a half
vs. Toccoa Falls, 11-29-22 (13-1st half)
Held Big South Opponent under 20 points in a half
vs. (7) High Point, 3-4-22 (17-1st half)
Scored under 20 points in a half
vs. Presbyterian College, 2-21-24 (19-2nd half)
Won by 20-29 points
LIU, 11-7-24 (W, 67-46/+21)
Won by 30-39 points
Converse, 12-31-21 (W, 78-40/+38)
Won by 40-49 points
vs. Bob Jones, 12-12-24 (W, 103-55/+48)
Won by 50+ points
vs. Piedmont, 11-4-24 (W, 125-65/+60)
Lost by 20-29 points
Presbyterian College, 2-21-24 (L, 78-55/-23)
Lost by 30-39 points
at Auburn, 11-24-17 (L, 119-85)
Lost by 40-49 points
vs. Duke, 3-14-02 (L, 84-37/-47)
Lost by 50+ points
at Syracuse, 11-22-96 (L, 106-51/-55)
Had 3 players in double-figures
vs. LIU, 11-25-24 (Talford 18, Doucet 17, Johnson 11)
Had 4 players in double-figures
vs. Bob Jones, 12-12-24 (Talford 19, Doucet 13, Johnson 11, Diallo 10)
Had 5 or more players in double-figures
vs. Averett (Jones III 25, K. Harrison 15, Doucet 14, Talford 13, Baker 11)
Had 6 or more players in double-figures
vs. Toccoa Falls, 12-29-23 (Timmerman 16, Diallo 14, McKelvy 13, Moore 12, McMahon 12, Johnson 10)
Had 7 or more players in double-figures
vs. Piedmont, 11-4-24 (Talford 17, Baker 16, Jolly 15, K. Harrison 14, Doucet 13, Jones III 11, Hamilton 10)

3-POINT SHOOTING

Hit 10 or more threes
vs. Mercer, 12-21-24 (11)
Hit 15 or more threes
at Washington State, 11-22-21 (16)
Allowed 10 or more threes
vs. Mercer, 12-21-24 (11)
Allowed 15 or more threes
at Penn State, 11-7-22 (18)
Did not hit a three-pointer in a game
vs. Presbyterian College, 2-14-12 (0-8)
Held opponent without a three-pointer
at Liberty, 1-22-15 (0-10)
Shot 60 percent from three (10 made min.)
vs. Charleston Southern, 1-27-16 (17-28/.607%)

MISCELLANEOUS

Played a ranked team
at #13 Auburn 11-15-22 (Lost, 89-65)
Won in overtime
vs. Radford, 1-13-24 (W, 92-88 in 3OT)
Lost in overtime
at High Point, 2-28-24 (L, 100-96 in OT)
Won At The Buzzer
vs. William & Mary, 11-15-24 (W, 86-85 / Bryce Baker GW Corner 3-pointer)
Lost At The Buzzer
at Fresno State, 11-10-19 (L, 77-74)
Played In Double-Overtime
vs. Charleston Southern, 2-23-19 (W, 80-78)
Played In Triple-Overtime
vs. Radford, 1-13-24 (W, 92-88)
Played Overtime In Non-Conference Game
vs. Mercer, 11-13-21 (W, 88-85 in OT)
Played Overtime In Non-Conference Home Game
vs. Furman, 11-30-16 (W, 58-57/OT)
Played Overtime In Non-Conference Road Game
at Illinois, 11-21-16 (W, 84-80/OT)
Played In Back-To-Back Overtime Games:
1-3-24 vs. Longwood / 1-6-24 at USC Upstate
Won a game when trailing at the half
vs. N.C. Central, 11-17-24 (Trailed 40-39, Won 77-75)
Won a game when trailing at the half on the road
at Campbell, 1-14-23 (Trailed 38-33, Won 78-74)
Lost road game when leading at half

at Virginia Tech, 11-11-24 (Led 25-23, Lost 58-52)

FIELD GOAL SHOOTING

Shot 50-59 percent from field
vs. Mercer, 12-21-24 (.544-Won, 102-97)
Shot 60 percent or better from field
vs. Brevard College, 11-8-23 (.610-Won 98-44)
An opponent shot 50-59 percent from field
at Florida State, 12-17-24 (.508-Lost, 82-64)
An opponent shot 60 percent or better from field
Campbell, 2-22-23 (.600-Won 95-93 in OT)
Shot 50-59 percent from the field in a half
vs. Mercer, 12-21-24 (.536-2nd half)
Shot 60-69 percent from the field in a half
vs. Bob Jones, 12-12-24 (.606-2nd half)
Shot 70 percent or better from the field in a half
vs. Brevard College, 11-8-23 (.704-2nd half)
Shot 50 percent or better in each half
vs. Mercer, 12-21-24 (1st .552/2nd .536)

REBOUNDING

Pulled down 50 rebounds or more
vs. Bob Jones, 12-12-24 (56)
Pulled down 60 rebounds or more
vs. Piedmont, 12-4-24 (63)
Allowed 50 or more rebounds
at #13 Auburn, 11-15-21 (53)
Pulled down 60 rebounds or more
vs. Pfeiffer, 11-25-19 (61)
Had 40 or more defensive rebounds
vs. Pfeiffer, 11-25-19 (45)
Had 20 Offensive rebounds
vs. Bob Jones, 12-12-24 (20)
Allowed opponent 20 Offensive rebounds
vs. LIU, 11-25-24 (20)
Outrebounded Opponent by 20
vs Bob Jones (+40/56-16, W, 103-55)
Outrebounded by 20
at Colorado State, 11-14-17 (-22/51-29, L 80-76)

FREE THROW SHOOTING

Shot 100 percent from FT Line (10 made min.)
vs. Coastal Carolina, 2-18-16 (20-20)
Shot 50 percent or less from FT Line (15 FTA min.)
at Xavier, 12-16-23 (7-for-19/37%)
Attempted 30-39 Free Throws
at Queens, 12-3-24 (34)
Attempted 40-49 free throws
vs. Mercer, 12-21-24 (48)
Attempted 50 or more free throws
at High Point, 2-28-24 (50)

ASSISTS

Dished out 20 or more assists
vs Piedmont, 11-4-24 (20)
Dished out 25-29 or more assists
at Hampton, 1-16-20 (26)
Dished out 30 or more assists
vs Pfeiffer, 11-25-19 (31)

STEALS/BLOCKS

Had 15 Or More Steals
vs. Brevard, 11-8-23 (15)
No Steals in a game
vs. Villanova 3-19-21
Had 10 or more Blocks
vs. LIU, 11-26-24 (10)
No Blocks in a game
at Louisville, 11-22-24

TURNOVERS

Commit 5 or fewer turnovers in a game
vs. Coastal Carolina, 12-7-24 (5)
Commit 20 or more turnovers in a game
vs. Georgia Southern, 11-16-24 (20)
Commit 30 or more turnovers in a game
No games since 1994-95 (no team game-by-game available prior)

WINTHROP PLAYER

Score 20-29 Points
12-21-24 vs. Mercer (Nick Johnson 22 / Kasen Harrison 20)
Score 30-39 Points
2-8-23 at UNC Asheville (Sin'Cere McMahon, 35)
Score 40 Or More Points
2-9-17 at UNC Asheville (Keon Johnson, 40)
Had two players score 20 or more points same game
12-21-24 vs. Mercer (Nick Johnson 22 / Kasen Harrison 20)
Hit 10 Field Goals Or More
Kasen Harrison at High Point, 2-28-24 (10-of-17)
Made 10 or more free throws
Kelton Talford vs. Mercer, 12-21-24 (10-of-14)
Made 5 or more threes
Bryce Baker at Florida State, 12-17-24 (6-of-12)
Had 20 or more rebounds
Xavier Cooks at Longwood, 2-15-17 (20)
Had 20 points, 20 rebounds same game
Xavier Cooks at Longwood, 2-15-17 (21 points, 20 rebounds)
Dish Out 10 Or More Assists
Chandler Vaudrin/Russell Jones Jr. vs. (8) High Point, 3-1-21
Record 5 Or More Steals
Cory Hightower (5, at Middle Tennessee State, 11-16-21)
Have 5 Or More Blocks
Josh Ferguson vs. ETSU, 11-17-18 (5)
Registered A Double-Double (Guard)
Adam Pickett (23 points, 12 rebounds vs. Presbyterian College, 2-13-19)
Registered A Double-Double (Forward/Center)
Kelton Talford (18 points, 10 rebounds vs. Mercer, 12-21-24)
Two Players Record Double-Double
at Gardner-Webb, 2-15-18 (Xavier Cooks/Adam Pickett)
Registered A Triple-Double
Chandler Vaudrin (10 points, 12 rebounds, 10 assists vs. (8) High Point, 3-1-21)

2024-25 MISC. STATS

Most 1st Half Points

Winthrop 59 vs. Piedmont
Opponents 48 vs. Coastal Carolina

Largest Half Time Lead

Winthrop 26 vs. Piedmont
Opponents n/a

Largest Lead In Loss

Winthrop 4 at Virginia Tech

Most Points 3rd OT

Winthrop n/a
Opponents n/a

Most 2nd Half Points

Winthrop 66 vs. Piedmont
Opponents 61 vs. Mercer

Largest Margin of Victory

Winthrop 60 vs. Piedmont
Opponents n/a

Largest Lead In Win

Winthrop 60 vs. Piedmont

Fewest 1st Half Points

Winthrop 25 at Virginia Tech
Opponents 23 at Virginia Tech

Largest Deficit in Win

Winthrop 13 vs. William & Mary

Most Points 1st OT

Winthrop n/a
Opponents n/a

Fewest 2nd Half Point

Winthrop 27 at Virginia Tech
Opponents 21 vs. Averett

Largest Deficit In Loss

Winthrop n/a

Most Points 2nd OT

Winthrop n/a
Opponents n/a

Career numbers (below) only reflect NCAA D1 level

First Player To Score

Talford	5
Doucet	4
K. Harrison	2
Johnson	1
Jolly	1
Jones III	1
Kamarad	1

First Off The Bench

Hamilton	10
Baker	7
Johnson	6
Wilson	4
Diallo	2
Jones II	2
Van Bibber	2
Jolly	1

Points Leader

Sea.	Car.
5	29
3	20
3	8
3	n/a
1	2
1	1
0	1

Rebound Leader

Sea.	Car.
8	57
4	11
2	n/a
1	4
1	1
1	1
0	n/a
0	4

Assist Leader

Sea.	Car.
9	74
6	7
2	n/a
1	6
1	1
1	1
1	n/a
0	4

Diallo 0 1

Steals Leader

Sea.	Car.
6	42
5	n/a
4	17
2	4
2	2
1	4
1	3
1	3
1	1

Blocks Leader

Sea.	Car.
7	43
6	17
3	n/a
2	6
2	n/a
2	2
1	4
1	4
0	1

Dunks

Sea.	Car.
10	77
5	9
4	8
2	2
1	4
1	1
1	1

Double-Figures

Sea.	Car.
13	32
12	81
12	74
8	n/a
6	6
5	11
2	2
1	2
1	1
1	1
0	1
0	2

20-29 Points

Sea.	Car.
2	18
2	10
2	9
1	6
1	1
0	1

30+ Points

none

40+ Points

none

10+ Assists

none

10+ Rebounds

Sea.	Car.
4	19
3	3
1	1
0	1

20+ Rebounds

none

5+ Steals

Sea.	Car.
0	1

Double-Doubles

Sea.	Car.
4	18
3	3
1	1
0	1

20/20 Pts/Reb

none

Triple-Doubles

none

EAGLE EYE VIEW OF THE TEAM

LAST 10 WINS

102-97, vs. Mercer, 12-21-24
 103-55, vs. Bob Jones, 12-15-24
 96-89, vs. Coastal Carolina, 12-7-24
 86-78, at Queens, 12-3-24
 99-56, vs. Averett, 11-27-24
 87-65, vs. LIU, 11-25-24
 77-75, vs. NC Central, 11-17-24
 86-85, vs. William & Mary, 11-15-24
 82-67, vs. Little Rock, 11-9-24
 125-65, vs. Piedmont, 11-4-24

LAST 10 LOSSES

77-68, at Indiana, 12-29-24
 82-64, at Florida State, 12-17-24
 76-61, at Louisville, 11-22-24
 89-87 vs. Georgia Southern, 11-16-24
 58-52, at Virginia Tech, 11-11-24
 69-56 vs. #5 Longwood, 3-6-24
 65-64 vs. Gardner-Webb, 3-2-24
 100-96 (OT) at High Point, 2-28-24
 84-74 at Longwood, 2-10-24
 78-55 vs. Presbyterian College, 2-21-24

Winthrop All-Time Record By Months

November	130-95 (.578)
December	139-150 (.481)
January	252-185(.577)
February	230-151 (.604)
March	54-35 (.614)

Record By Days Of The Week Since 2012-13

Year	Monday	Tuesday	Wednesday	Thursday	Friday	Saturday	Sunday	Overall
12-13	0-0	3-3	4-5	0-1	0-0	6-8	1-0	14-17
13-14	0-0	2-1	7-5	1-0	1-0	8-5	1-2	20-13
14-15	3-1	1-0	5-3	2-2	1-1	6-5	1-1	19-13
15-16	2-0	3-2	3-2	3-2	2-1	9-1	1-1	23-9
16-17	1-0	3-0	5-0	6-2	1-1	9-3	1-1	26-7
17-18	1-0	1-4	3-1	3-2	1-3	7-2	3-0	19-12
18-19	1-0	1-3	2-2	5-3	0-0	8-4	1-0	18-12
19-20	3-1	1-0	1-1	9-3	1-1	8-3	1-1	24-10
20-21	2-0	3-0	2-0	7-0	3-1	3-0	3-0	23-1
21-22	1-2	2-2	4-1	4-0	2-0	10-3	0-1	23-9
22-23	0-1	2-2	7-4	0-1	0-1	6-8	0-0	15-17
23-24	0-1	2-1	5-2	1-1	2-3	5-7	2-0	17-15
24-25	2-1	1-1	1-0	1-0	1-1	3-1	1-1	10-5
Totals	16-7	25-19	50-26	41-17	15-13	88-50	18-8	251-140

Double Digit Deficits In A Win (Since 2012-13) (most recent in Bold/Italic)

19	2-1-23 vs. Longwood	W	76-74
15	1-13-24 vs. Radford	W	92-88 (3OT)
15	12-31-22 vs. UNC Asheville	W	62-60
15	11-13-21 vs. Mercer	W	88-85 OT
15	3-8-20 vs. (5) Hampton	W	76-68
15	1-25-14 vs. VMI	W	58-57
15	1-5-19 at UNCA	W	80-65
14	2-13-19 vs. PC	W	93-85
14	12-20-16 vs. Georgia Southern	W	86-84
13	<i>11-15-24 vs. William & Mary</i>	<i>W</i>	<i>86-85</i>
13	1-24-15 vs. Campbell	W	71-63
12	12-5-23 vs. Queens	W	88-82
12	1-16-20 at Hampton	W	116-95
12	11-28-18 at Tennessee Tech	W	82-70
12	12-29-18 vs. Prairie View	W	76-62
12	11-21-16 at Illinois	W	84-80 OT
12	3-5-14 vs. Liberty	W	77-65
12	11-9-13 vs. Roanoke College	W	93-74
11	1-3-24 vs. Longwood	W	68-60 OT
11	1-14-23 at Campbell	W	78-74
11	2-5-22 at Hampton	W	69-57
11	1-26-22 at USC Upstate	W	95-91 OT
11	1-20-22 at Presbyterian	W	60-58
11	12-21-19 vs. Elon	W	85-80
11	1-24-18 at Longwood	W	95-78
11	1-19-17 vs. UNCA	W	76-73
11	2-26-14 vs. UNCA	W	107-100 OT
10	1-22-22 vs Gardner-Webb	W	64-62
10	2-18-21 at High Point	W	76-70
10	12-16-17 at Alabama State	W	88-80
10	1-12-18 at Charleston Southern	W	64-53
10	12-17-16 at Hampton	W	86-79
10	12-29-16 at Charleston Southern	W	84-68
10	1-24-16 at Longwood	W	82-68

Double Digit Leads In A Loss (Since 2012-13)

23	1-6-16 at UNCA	L	85-84
18	1-20-24 at Gardner-Webb	L	79-74
17	1-27-24 vs. High Point	L	83-81
18	1-26-19 at PC	L	99-91
17	1-10-15 at Gardner-Webb	L	65-64
16	2-11-15 at High Point	L	73-72
15	12-7-19 vs. Coastal Carolina	L	92-88
14	11-14-17 at Colorado State	L	80-76
14	1-28-17 vs. High Point	L	83-80 OT
12	11-11-23 vs. Drexel	L	74-72
12	1-7-23 at Longwood	L	85-71
12	12-15-21 at Elon	L	63-61
12	1-17-15 vs. Radford	L	85-77
12	2-1-14 at High Point	L	65-64
12	2-19-13 at Gardner-Webb	L	65-52
11	2-6-13 at UNC Asheville	L	69-56
10	1-18-24 vs. UNC Asheville	L	82-77
10	2-21-19 at Radford	L	87-81
10	1-26-14 at Radford	L	58-57

MISC. STATS

Three-Point Shooting

Season	Games	FGM	FGA	3pt %	Per Game
2012-13	31	180	571	.315	5.81
2013-14	33	272	686	.397	8.24
2014-15	32	251	700	.359	7.84
2015-16	32	285	786	.371	8.91
2016-17	33	313	839	.373	9.48
2017-18	31	296	792	.374	9.55
2018-19	30	372	997	.373	12.40
2019-20	34	322	931	.346	9.47
2020-21	25	210	597	.352	8.40
2021-22	32	276	734	.371	8.63
2022-23	31	278	738	.377	8.97
2023-24	32	238	697	.341	7.44
2024-25	15	117	382	.306	7.80
Totals	391	3,410	9,450	.361	8.72

BY THE NUMBERS

UNDER PROSSER (2021-present) (111 games)

WINTHROP-----
 PPG: 76.73
 FG%: .470
 3PT FG%: .354 (8.2 per game)
 FT %: .705
 RPG (OFF/TOT): 9.8/34.7
 APG: 12.2
 TOPG: 13.8
 BPG: 2.9
 SPG: 6.3

OPPONENTS-----
 PPG: 72.33
 FG%: .438
 3PT FG%: .346 (8.2 per game)
 FT %: .726
 RPG (OFF/TOT): 10.7/33.6
 APG: 12.4
 TOPG: 13.5
 BPG: 3.6
 SPG: 6.8

Winthrop All-Time Made Free Throws (Single-Season Top 10)

646 (1980-81 / 39 games / 16.6)
 601 (2023-24 / 32 games / 18.8)
 583 (1983-84 / 32 games / 18.2)
 566 (2015-16 / 32 games / 17.7)
 529 (1989-90 / 29 games / 18.2)
 528 (2013-14 / 33 games / 16.0)
 521 (1979-80 / 30 games / 17.4)
 520 (2016-17 / 33 games / 15.8)
 509 (1992-93 / 30 games / 17.0)
 503 (1982-83 / 35 games / 15.2)
 491 (2004-05 / 33 games / 14.9)
314 (2024-25 / 15 games / 20.9)

Winthrop All-Time Free Throw Attempts (Single-Season Top 10)

931 (1980-81 / 39 games / 23.9)
 856 (2023-24 / 32 games / 26.8)
 786 (1983-84 / 32 games / 24.6)
 760 (2019-20 / 34 games / 22.4)
 756 (2015-16 / 32 games / 22.9)
 746 (1992-93 / 30 games / 24.9)
 741 (2013-14 / 33 games / 22.5)
 733 (1979-80 / 30 games / 24.4)
 725 (2016-17 / 33 games / 22.0)
 725 (2004-05 / 33 games / 22.0)
 719 (1989-90 / 29 games / 24.8)
469 (2024-25 / 15 games / 31.3)

Per Game	Per Game	Total 3's Made
Big South Ranking	National Ranking	Program Ranking
6th	209th	18th
4th	24th	5th
5th	42nd	6th
2nd	32nd	3rd
1st	24th	1st
1st	32nd	2nd
1st	1st	1st
1st	21st	2nd
2nd	67th	15th
1st	22nd	T5th
1st	34th	6th
5th	178th	13th
3rd	175th	34th
-	-	-

Winthrop All-Time 1,000 Points

Name	Points (games)
1. Keon Johnson (2013-17)	2,076 (128)
2. Charles Brunson (1979-82)	1,850 (92)
3. Xavier Cooks (2014-18)	1,778 (127)
4. LaShawn Coulter (1990-95)	1,663 (112)
5. Kelton Talford (2020-present)	1,553 (132)
6. Tyson Waterman (1995-00)	1,461 (111)
7. Fred McKinnon (1983-86)	1,427 (86)
8. Torrell Martin (2003-07)	1,387 (108)
9. Mark Hailey (1989-93)	1,384 (111)
10. Mike Gaither (1981-84)	1,302 (100)
11. Bennie Bennett (1978-81)	1,296 (100)
12. Andre Jones (2008-12)	1,291 (123)
13. Michael Jenkins (2004-08)	1,253 (131)
14. Tyrone Walker (2000-04)	1,245 (114)
15. Greg Washington (1985-89)	1,224 (111)
16. Tim Raxter (1978-82)	1,193 (128)
17. Reggie Middleton (2008-12)	1,185 (116)
18. James Shuler (2002-06)	1,160 (116)
19. Craig Bradshaw (2003-07)	1,158 (123)
20. Josh Ferguson (2016-20)	1,114 (127)
21. Eddie Gay (1989-93)	1,079 (108)
22. Andre Smith (2011-15)	1,071 (125)
23. Carlo Wilkins (1990-94)	1,020 (109)
24. Pierre Wooten (1998-03)	1,019 (120)
25. Chris Gaynor (2004-08)	1,000 (129)
26. Keon Moore (2013-15)	1,000 (61)
27. Bjorn Broman (2015-19)	1,000 (125)

Winthrop All-Time 500 Rebounds

Name	Rebounds (games)
1. Xavier Cooks (2014-18)	983 (127)
2. Charles Brunson (1978-82)	913 (92)
3. Kelton Talford (2020-present)	783 (132)
4. Josh Ferguson (2016-20)	741 (127)
5. Tyrone Walker (2000-04)	701 (115)
6. Chad Steele (1993-97)	692 (106)
7. George Valentine (2007-12)	676 (131)
8. Mark Hailey (1989-93)	675 (111)
9. Tim Raxter (1978-82)	652 (128)
10. Charles Corbin (2007-11)	648 (115)
11. Eddie Gay (1989-93)	637 (108)
12. Mantoris Robinson (2006-10)	592 (126)
13. Allen Washington (1983-86)	590 (78)
14. Craig Bradshaw (2003-07)	573 (123)
15. Greg Washington (1985-89)	566 (111)
16. Chase Claxton (2019-24)	565 (148)
17. Donnie Creamer (1978-80)	546 (61)
18. Ronnie Creamer (1978-80)	545 (62)
19. Greg Lewis (1999-02)	542 (67)
20. Torrell Martin (2003-07)	525 (108)

2024-25 STARTERS BY GAME

DATE	OPPONENT	G	G	G/F	F	F/C
11-4	Piedmont	K. Harrison	Jolly	Doucet	Kamarad	Talford
11-9	Little Rock	K. Harrison	Baker	Doucet	Kamarad	Talford
11-11	at Virginia Tech	K. Harrison	Baker	Doucet	Kamarad	Talford
11-15	William & Mary	K. Harrison	Baker	Doucet	Kamarad	Talford
11-16	Georgia Southern	K. Harrison	Baker	Doucet	Kamarad	Talford
11-17	NC Central	K. Harrison	Jones III	Baker	Doucet	Talford
11-22	at Louisville	K. Harrison	Jones III	Johnson	Doucet	Talford
11-25	LIU	K. Harrison	Jones III	Johnson	Doucet	Talford
11-27	Averett	K. Harrison	Jones III	Johnson	Doucet	Talford
12-3	at Queens	K. Harrison	Jones III	Johnson	Doucet	Talford
12-7	Coastal Carolina	K. Harrison	Jones III	Johnson	Doucet	Talford
12-12	Bob Jones	K. Harrison	Jones III	Johnson	Doucet	Talford
12-17	at Florida State	K. Harrison	Jones III	Johnson	Doucet	Talford
12-21	Mercer	K. Harrison	Jones III	Johnson	Doucet	Talford
12-29	at Indiana	K. Harrison	Jones III	Johnson	Doucet	Talford

2024-25 SPECIALTY STATS

DATE/OPPONENT		IN PAINT	OFF-TO	2ND CHANCE	FAST BREAK	BENCH	TIES/LEAD	LARGEST	BIGGEST
		(WU/OPP)	(WU/OPP)	(WU/OPP)	(WU/OPP)			LEAD	DEFICIT
11-4	Piedmont	64/24	31/6	38/4	29/3	59/18	1/6	60	2
11-9	Little Rock	28/26	17/24	19/7	18/15	21/5	2/8	23	8
11-11	at Virginia Tech	30/20	12/16	8/13	5/2	5/16	2/11	4	9
11-15	William & Mary	42/18	26/15	15/12	14/18	26/37	2/3	11	13
11-16	Georgia Southern	42/42	16/23	4/8	24/4	22/46	5/5	6	13
11-17	NC Central	38/24	15/23	17/7	11/4	21/28	12/19	5	7
11-22	at Louisville	28/38	13/21	16/13	0/4	8/34	3/3	2	17
11-25	LIU	50/40	23/9	12/20	16/6	33/26	0/3	27	5
11-27	Averett	36/20	27/6	11/9	18/4	25/23	2/0	46	none
12-3	at Queens	50/36	20/15	14/7	9/7	24/28	1/2	11	4
12-7	Coastal Carolina	44/34	22/10	8/14	17/11	13/21	7/10	17	7
12-12	Bob Jones	52/12	31/13	21/6	18/2	47/19	1/3	51	4
12-17	at Florida State	22/38	21/14	19/17	2/8	25/7	3/6	2	25
12-21	Mercer	38/42	14/36	9/12	31/10	20/36	1/2	16	1
12-29	at Indiana	36/54	14/19	11/16	15/17	7/18	2/1	2	9
Totals		600/468	302/250	222/165	227/115	356/362	44/82	Largest - 60	Biggest - 13
Averages		40.0/31.2	20.1/16.7	14.8/11.0	15.1/7.7	23.7/24.1			

MARK PROSSER

Mark Prosser is in his fourth season at the helm of the men's basketball program.

Prosser became the 7th head coach in Winthrop men's basketball history when he was introduced Apr. 2., 2021.

On Nov. 15, Prosser earned his 100th career win as the Eagles defeated William & Mary 86-85 on a buzzer beater.

In 2023-24 the Eagles battled their way through injuries that led to 11 different starting lineups, finishing the season 17-15.

The team was one of the most aggressive teams in the nation and it showed with the second-most free throw attempts in program history (856). The Eagles also converted the second-most free throws made in a single-season at 601.

Winthrop finished first in the nation in free throw attempts per game at 26.8.

For the second time in three seasons the Eagles had nine non-conference victories, which included an 85-68 victory at Little Rock and 90-87 win at Coastal Carolina.

The Eagles battled through a injury-riddled 2022-23 and finished the season 15-17 overall and 10-8 in the Big South.

In his first season with the Eagles he guided them to the Big South Conference Championship game and a 23-win season.

The 23 wins were the most by any coach in program history in their first season. It was the third time a first-year head coach won 20 or more games.

He joined Gregg Marshall as the only coaches in program history to begin conference play 5-0 in their first season.

On Nov. 27, 2021 he led the Eagles to the program's first ever win over a PAC-12 opponent with an 82-74 victory at Washington.

The Eagles posted a 13-0 home record, just the third time in program history a team finished with a perfect record at home.

Prosser has spent the previous three seasons as the head coach of the Western Carolina men's basketball program and is no stranger to Winthrop. In April of 2012, Prosser was hired as an assistant coach under Pat Kelsey and then served as Associate Head Coach from August of 2013 until his departure to Western Carolina in the spring of 2018.

Before departing for Western Carolina, Prosser played a role in helping bring the Winthrop men's basketball program back to the top of the Big South Conference, which was achieved when the Eagles captured the 2017 Big South Conference Championship and returned to the NCAA Tournament.

"My family and I could not be more excited to come home to Winthrop University and the Rock Hill community," said Prosser. "We'd like to thank Dr. Halpin, Dr. Hynd, the Board of Trustees and the entire Winthrop community for entrusting us with one of the most prestigious college basketball programs in the country."

In just his second season at the helm of the Catamounts program, Prosser led the team to a 12-win improvement to finish the season at 19-12. It was the second-most improved mark across NCAA Division I men's basketball. That season the team reached the Southern Conference semifinals before falling to eventual champion ETSU. That season Prosser's achievement was recognized by College Insider as he was honored as the Skip Prosser 'Man of the Year' award, which is named after his father.

Winthrop has been one of the top three-point shooting teams in the Big South Conference and nationally over the last 5-6 years and Prosser's teams in

three seasons averaged 9.15 threes per game, which included a program record for a single-season with 302 in 2019-20. In 2018-19 the team set the program record for threes in a single-season, which now sits as the second-most.

Prosser began his coaching career as an assistant coach with Wofford College in Mike Young's first season (2002-03). During that season the Terriers posted a 14-15 mark, which included a 79-77 victory at Virginia Tech. In the Southern Conference, Wofford posted an 8-8 record and advanced to the quarterfinals of the conference tournament.

Following his year at Wofford, Prosser headed to Bucknell as an assistant from 2003-08 under Pat Flannery.

It was at Bucknell that Prosser experienced the most post-season success as the Bison scored two NCAA Tournament upset victories during his tenure. In 2005, the 14th-seeded Bison upset No. 3 Kansas in the first round, earning the award for "Best Upset" at the 2005 ESPY Awards, and finished the year ranked 25th overall nationally with a 23-10 record. The following season, No. 9 seed Bucknell defeated No. 8 Arkansas in March Madness.

In 2005-06, the Bison went undefeated in Patriot League play, the first team to do so in conference history. The team was ranked in the top 25 for the first time in school history and featured Patriot League Player of the Year Charles Lee. For the NCAA Tournament, the Bison were seeded 9th and defeated Arkansas in the first round. In the second round they were defeated by Memphis to end the season at 27-5, the best record in school history.

While at Bucknell, Prosser signed 2008 Patriot League All-Freshman team selection Todd O'Brien and was involved in the player development of Charles Lee, who went on to sign a professional contract with the NBA's San Antonio Spurs. Lee was a three-time All-Patriot League selection and the 2006 Patriot League Player of the Year.

In the summer of 2008, Prosser returned to the sidelines at Southern Conference-member Wofford. During his first season back in Spartanburg in 2008, the Terriers set a school record with 12SoCon wins. In addition, the team posted its first winning overall record since moving to the NCAA Division I level. The following year, Prosser helped Wofford reach a school-record 26 wins along with the Southern Conference Championship and a trip to the NCAA Tournament.

All told, with Prosser on the bench in Spartanburg, the Terriers posted a 63-36 (.636) overall record, highlighted by back-to-back SoCon regular season and tournament championships, and consecutive appearances in the NCAA Tournament. He helped Wofford to a then school-record 26 victories in 2009-10 with a second 20-win season in 2010-11 with a squad that led the SoCon in assists and was also first in assist/turnover margin. Wofford also was eighth in the nation in 3-point percentage and 12th in overall field goal percentage.

Prosser was instrumental in the development of three-time first-team All-SoCon selection Noah Dahli-man, a post player who scored more than 2,000 career points and was twice dubbed SoCon Tournament MVP.

A native of Wheeling, W.Va., Prosser played collegiately at Marist College in Poughkeepsie, N.Y., before a knee injury ended his career prematurely. He began his coaching career as a student assistant coach at Marist until his graduation in 2002, helping the Red Foxes to a share of the Metro-Atlantic Athletic Conference (MAAC) regular season title in 2001-02.

Prosser and his wife Emily are the parents of two -- a daughter, Ava Grayce and a son, Declan.



Career Record

Winthrop: 65-46

Career: 107-122

Big South: 32-18

Coaching Experience

1999-2002

Marist

Student Assistant

2002-03

Wofford College

Assistant Coach

2003-08

Bucknell

Assistant Coach

2008-11

Wofford College

Assistant Coach

2011-12

Brevard College

Head Coach

2012-2013

Winthrop

Assistant Coach

2013-18

Winthrop

Associate Head Coach

2018-21

Western Carolina

Head Coach

2021-present

Winthrop

Head Coach

Playing Experience

1998-99

Marist

MARK PROSSER ERA



Prosser Facts

- Hired as the 7th head coach in Winthrop men's basketball history on Apr. 2, 2021
- Earned his first win at Winthrop on Nov. 9, 2021 with a 110-78 victory over Mary Baldwin as all seven head coaches in program history won in their debut
- Became the 3rd Winthrop coach in program history to win 20 games in first season
- First Winthrop coach to 14 league wins in first season and one of only two to do so in league history (Terry Truax of Towson - 14 in 1992-93)
- Became the 4th coach in program history to begin Winthrop career 2-0
- Prosser and Marshall are also the only coaches to start Big South career 5-0
- Joined Dan Kenney and Gregg Marshall as the only Winthrop coach to get a win in their first Big South Conference regular season contest
- Led Eagles to first ever win over PAC 12 opponent with an 82-74 win at Washington on Nov. 27, 2021
- The win at Washington was the first over a Power 5 team in his career (8th meeting ever vs. Power 5 and is now 1-7)
- Has been on staff for nine conference championship title games and five NCAA Tournament appearances
- Between being the head coach and an assistant coach he's represented Winthrop in 202 games on the bench

WINTHROP 1ST YEAR HEAD COACHING RECORDS

Mark Prosser	23-9
Nield Gordon	22-9
Gregg Marshall	21-8 (29 game season)
Randy Peele	20-11
Pat Kelsey	14-17
Dan Kenney	14-16
Steve Vacendak	8-20 (28 game season)

PROSSER TRENDS

	<u>WIN</u>	<u>Career</u>
Lead at the half:	49-12	80-25
Trail at the half:	14-32	23-93
Tied at the half:	2-2	4-4
Double-Figure leads at the half:	24-2	37-3
Double-Figure deficit at the half:	3-12	6-44
Score 100+:	6-0	11-0
Score 90+:	16-1	31-2
Score 80+ :	38-7	62-17
Score 70+:	51-15	92-42
Score 60+:	59-36	100-99
Score less than 60:	1-11	1-33
Allow 100+:	0-1	0-4
Allow 90+:	3-4	7-20
Allow 80+:	14-17	27-58
Allow 70+:	29-38	56-99
Allow 60+:	47-43	82-117
Allow less than 60 points:	18-1	25-3
Shoot 50% or better:	40-3	63-13
Shoot 40% or better:	59-26	93-74
Shoot 70% or better at FT Line:	37-26	61-61
Shoot 80% or better at FT Line:	15-10	27-20
Higher field goal percentage:	60-9	94-23
Lower field goal percentage:	5-36	13-97
Same field goal percentage:	0-1	0-2
Outrebound opponent:	38-7	70-36
Outrebound opponent 10+:	20-1	33-6
Outrebounded by opponent:	26-38	32-79
Rebounds are even:	1-1	4-7
More free throw attempts:	58-22	81-57
Fewer free throw attempts:	6-21	23-68
Free throw attempts are even:	1-2	3-6
Make 7+ 3's:	50-23	85-72
Make 10+ 3's:	32-8	57-25
Day games:	23-16	49-48
Night games:	42-29	57-73
Morning games:	0-0	1-0
Games on Monday:	4-4	6-9
Games on Tuesday:	7-6	9-11
Games on Wednesday:	16-7	23-32
Games on Thursday:	6-2	9-8
Games on Friday:	5-5	6-12
Games on Saturday:	24-18	48-47
Games on Sunday:	3-2	5-3

Games Decided By:

1 point:	5-2
2 points:	11-8
5 points or less:	27-29
6-9 points:	27-26
Double-figures:	50-65

PROSSER ALL-TIME RECORD vs. OPPONENTS

Team	Games	Overall	Home	Road	Neutral	BSC Tourney	PF	PA
Anderson (S.C.)	2	1-1	0-1	1-0	0-0	0-0	145	140
Auburn	1	0-1	0-0	0-1	0-0	0-0	65	89
Averett	1	1-0	1-0	0-0	0-0	0-0	99	56
Barton	1	0-1	0-0	0-0	0-1	0-0	55	89
Belmont Abbey	1	0-1	0-1	0-0	0-0	0-0	80	90
Brevard	1	1-0	1-0	0-0	0-0	0-0	98	44
Bryan	1	1-0	1-0	0-0	0-0	0-0	70	64
Bob Jones	2	2-0	2-0	0-0	0-0	0-0	193	104
Bowling Green	1	0-1	0-0	0-1	0-0	0-0	52	73
Campbell	3	3-0	2-0	1-0	0-0	0-0	247	239
Carson-Newman	2	0-2	0-1	0-1	0-0	0-0	108	153
Carver College	1	1-0	0-0	0-0	1-0	0-0	83	52
Catawba College	2	0-2	0-1	0-1	0-0	0-0	106	135
Charleston Sou.	6	6-0	3-0	3-0	0-0	0-0	458	387
Chattanooga	6	3-3	1-2	2-1	0-0	0-0	466	470
Citadel	7	5-2	3-0	2-1	0-1	0-0	604	579
Clemson	1	0-1	0-0	0-1	0-0	0-0	56	78
Coastal Carolina	4	2-2	1-1	1-1	0-0	0-0	331	336
College of Charleston	2	1-1	0-1	1-0	0-0	0-0	150	147
Converse	1	1-0	1-0	0-0	0-0	0-0	78	40
Drexel	1	0-1	0-0	0-0	0-0	0-0	72	74
Duquesne	1	0-1	0-0	0-1	0-0	0-0	57	74
Eastern Michigan	1	1-0	0-0	0-0	1-0	0-0	101	87
Elon	2	1-1	1-0	0-1	0-0	0-0	139	133
ETSU	7	0-7	0-3	0-3	0-1	0-0	477	567
Florida State	3	0-2	0-0	0-3	0-0	0-0	199	228
Furman	8	1-7	1-3	0-4	0-0	0-0	576	644
Gardner-Webb	8	5-3	2-2	2-1	1-0	1-0	577	543
Georgia	2	0-2	0-0	0-2	0-0	0-0	141	169
Georgia Southern	1	0-1	0-0	0-0	0-0	0-0	87	89
Hampton	1	0-0	1-0	0-0	0-0	0-0	69	57
Hartford	1	1-0	1-0	0-0	0-0	0-0	82	75
High Point	7	2-5	1-1	0-4	1-0	1-0	510	534
Hiwassee	1	1-0	1-0	0-0	0-0	0-0	94	55
Holy Cross	1	1-0	1-0	0-0	0-0	0-0	89	51
Indiana	1	0-0	0-1	0-0	0-0	0-0	68	77
IUPUI	1	1-0	1-0	0-0	0-0	0-0	74	61
Iowa	1	0-1	0-0	0-1	0-0	0-0	60	78
Jacksonville	2	2-0	1-0	1-0	0-0	0-0	173	159
Jacksonville State	1	0-1	0-0	0-0	0-1	0-0	53	84
Lees-McRae	1	1-0	1-0	0-0	0-0	0-0	71	55
Lenoir-Rhyne	2	1-1	1-0	0-1	0-0	0-0	133	130
Little Rock	2	2-0	0-0	2-0	0-0	0-0	167	135
Lincoln Memorial	2	0-2	0-1	0-1	0-0	0-0	101	153
LIU	1	1-0	1-0	0-0	0-0	0-0	87	65
Longwood	7	2-5	2-0	0-3	0-2	0-1	491	543
Louisville	1	0-1	0-0	0-1	0-0	0-0	61	76
LSU	1	0-1	0-0	0-1	0-0	0-0	81	89
Mars Hill	2	2-0	1-0	1-0	0-0	0-0	169	156
Mary Baldwin	1	1-0	1-0	0-0	0-0	0-0	110	78
Mercer	10	5-5	4-1	0-4	1-0	0-0	792	768
Middle Tennessee	2	1-1	1-0	0-1	0-0	0-0	141	144
Mississippi State	1	0-1	0-0	0-0	0-1	0-0	63	84
Montevallo	1	0-1	0-1	0-0	0-1	0-0	40	83
Mount Olive	1	0-1	0-0	0-1	0-0	0-0	78	100
Newberry	3	1-2	1-1	0-1	0-0	0-0	239	261
North Carolina A&T	3	3-0	2-0	1-0	0-0	0-0	258	216
North Carolina Central	1	1-0	0-0	0-0	0-0	0-0	77	75
North Carolina State	1	0-1	0-0	0-1	0-0	0-0	67	100
North Georgia	1	0-1	0-0	0-1	0-0	0-0	66	75
North Greenville	1	0-1	0-0	0-1	0-0	0-0	61	68
Penn St.	1	0-1	0-0	0-1	0-0	0-0	68	93
Piedmont	4	4-0	4-0	0-0	0-0	0-0	407	226
Presbyterian	6	5-1	2-1	3-0	0-0	0-0	419	398
Queens	2	2-0	1-0	1-0	0-0	0-0	174	160
Radford	6	3-3	2-1	1-1	0-1	0-1	422	418
Samford	5	3-2	2-0	1-2	0-0	0-0	422	391
SMU	1	0-1	0-0	0-1	0-0	0-0	65	98
South Carolina	1	0-1	0-0	0-1	0-0	0-0	62	72
South Carolina St.	1	1-0	1-0	0-0	0-0	0-0	81	67
Southern Miss	2	0-2	0-0	0-0	0-2	0-0	115	145
Stetson	1	1-0	0-0	1-0	0-0	0-0	70	64
Tennessee Tech	2	2-0	1-0	1-0	0-0	0-0	165	151
Toccoa Falls	2	2-0	2-0	0-0	0-0	0-0	212	114
Troy	1	0-1	0-0	0-0	0-1	0-0	64	66
Tusculum	2	0-2	0-1	0-1	0-0	0-0	113	140
UNC Asheville	10	6-4	3-1	3-3	0-0	0-0	701	774
UNC Greensboro	6	1-5	0-3	1-2	0-0	0-0	393	465
UNC Wilmington	1	1-0	0-0	0-0	1-0	0-0	98	76
USC Upstate	6	4-2	2-1	2-1	0-0	0-0	481	452
Vanderbilt	1	0-1	0-0	0-1	0-0	0-0	63	77
VCU	1	0-1	0-0	0-1	0-0	0-0	68	93
VMI	7	2-5	1-2	1-2	0-1	0-0	547	575
Virginia Tech	1	0-1	0-0	0-1	0-0	0-0	52	58
Wake Forest	1	0-1	0-0	0-1	0-0	0-0	64	71
Washington	1	1-0	0-0	1-0	0-0	0-0	82	74
Washington State	1	0-1	0-0	0-1	0-0	0-0	86	92
William & Mary	1	1-0	1-0	0-0	0-0	0-0	86	85
Wingate	2	0-2	0-1	0-1	0-0	0-0	110	147
Wofford	6	2-4	1-2	1-2	0-0	0-0	405	474
Wright State	1	0-1	0-0	0-1	0-0	0-0	73	96
Xavier	2	0-2	0-0	0-2	0-0	0-0	120	149
Young Harris	2	0-2	0-1	0-1	0-0	0-0	140	171
TOTALS	229	107-122	64-36	34-73	6-12	2-2	17,008	16,337

WINTHROP'S ALL-TIME 30/40-POINT GAMES

40-POINT GAMES

Melvin Branham (Jr.)	45	Jan. 10, 1994 at Charleston Southern
David McMahan	42	Jan. 15, 1996 vs. Coastal Carolina
Keon Johnson	40	Feb. 9, 2017 at UNC Asheville
Michael Jenkins	40	Nov. 10, 2006 vs. North Greenville
Fred McKinnon	40	Nov. 29, 1985 vs. Morris College

30-POINT GAMES

Keon Johnson	39	Feb. 4, 2017 vs. Campbell
Mike Gaither	39	Nov. 18, 1982 vs. Coker College (Clover, SC)
Keon Johnson	38	Nov. 21, 2016 at Illinois
Jimmy Gavin	38	Nov. 27, 2015 at North Carolina State (Raleigh, NC)
Greg Lewis	38	Dec. 21, 1999 vs. UNC Greensboro
Keon Johnson	37	Dec. 31, 2016 vs. Radford
Robbie Waldrop	37	Feb. 12, 1998 at Charleston Southern
Xavier Cooks	36	Feb. 15, 2018 at Gardner-Webb
Keon Johnson	36	Jan. 27, 2016 vs. Charleston Southern
Fred McKinnon	36	Feb. 2, 1985 at Livingstone College
Charles Brunson	36	Nov. 25, 1980 at Voorhees
Sin'Cere McMahon	35	Feb. 8, 2023 at UNC Asheville
Nych Smith	35	Jan. 26, 2019 at Presbyterian College
Fred McKinnon	35	Jan. 16, 1986 vs. Central Wesleyan College
Charles Brunson	35	Feb. 4, 1982 vs. Erskine
Charles Brunson	35	Dec. 10, 1980 at Belmont Abbey
David McMahan	34	Dec. 30, 1995 at Georgia State
Charles Brunson	34	Nov. 22, 1980 at Morris College
Charles Brunson	34	Nov. 19, 1980 vs. Allen University
Patrick Good	33	Nov. 22, 2021 at Washington State
Andre Jones	33	Dec. 27, 2011 at Georgia
Michael Jenkins	33	Mar. 6, 2008 vs. UNC Asheville (Big South Tourney Championship game)
Greg Lewis	33	Feb. 18, 2002 vs. Coastal Carolina
George Henson	33	Feb. 10, 1990 at Campbell
Shaun Wise	33	Dec. 28, 1989 at US International
Charles Brunson	33	Jan. 11, 1981 at Webber College
Josh Ferguson	32	Dec. 7, 2019 vs. Coastal Carolina
Keon Johnson	32	Feb. 13, 2016 at Radford
Keon Johnson	32	Dec. 31, 2015 vs. Campbell
Keon Johnson	32	Nov. 24, 2015 at USC Upstate
Torrell Martin	32	Feb. 24, 2007 at Coastal Carolina
Torrell Martin	32	Feb. 20, 2006 at Liberty
Melvin Branham (Jr.)	32	Jan. 27, 1994 at Towson State
Mark Hailey (Sr.)	32	Feb. 20, 1993 vs. Radford
Eddie Gay (Sr.)	32	Dec. 13, 1992 vs. The Citadel
Charles Brunson	32	Jan. 16, 1982 at USC-Aiken
Charles Brunson	32	Jan. 15, 1981 at USC-Spartanburg
Patrick Good	31	Jan. 20, 2022 at Presbyterian College
Keon Johnson	31	Mar. 3, 2017 vs. #4 Gardner-Webb
Keon Johnson	31	Mar. 2, 2017 vs. #8 Charleston Southern
Keon Johnson	31	Jan. 28, 2017 vs. High Point
Jimmy Gavin	31	Mar. 6, 2016 vs. UNC Asheville (Buies Creek, NC-Big South Tourney Championship game)
Jimmy Gavin	31	Feb. 27, 2016 at Campbell
Torrell Martin	31	Dec. 4, 2006 at #12 Wisconsin
Ted Houpt	31	Feb. 12, 1987 at Howard University
Fred McKinnon	31	Nov. 22, 1985 vs. Wingate
Charles Brunson	31	Feb. 8, 1982 vs. Presbyterian College
Donnie Creamer	31	Dec. 9, 1978 at Erskine
Patrick Good	30	Feb. 19, 2022 at UNC Asheville
D.J. Burns Jr.	30	Nov. 9, 2021 vs. Mary Baldwin
Xavier Cooks	30	Dec. 5, 2017 at Georgia
Keon Johnson	30	Dec. 19, 2015 at Georgia Southern
Keon Moore	30	Jan. 3, 2015 vs. High Point
Tyson Waterman	30	Feb. 12, 1999 vs. Charleston Southern
Ronnie Creamer	30	Jan. 15, 1979 at Francis Marion
LaShawn Coulter	30	Jan. 21, 1995 at UNC Asheville
Mark Hailey (Jr.)	30	Nov. 23, 1991 vs. Averett College
Greg Washington	30	Dec. 15, 1988 vs. East Carolina
Fred McKinnon	30	Feb. 10, 1985 vs. Armstrong State
Ronnie Creamer	30	Nov. 18, 1978 vs. Catawba

Indv./Team Most Points Single-Game

Top 10 Individual Scoring Performances Home/Away

Home

42	David McMahan	(vs. Coastal Carolina, 1-15-96)
40	Michael Jenkins	(vs. North Greenville, 11-10-06)
	Fred McKinnon	(vs. Morris College, 11-29-85)
	Keon Johnson	(at UNC Asheville, 2-9-17)
39	Keon Johnson	(vs. Campbell, 2-4-17)
38	Greg Lewis	(vs. UNC Greensboro, 12-21-99)
37	Keon Johnson	(vs. Radford, 12-31-16)
36	Keon Johnson	(vs. Charleston Southern, 1-27-16)
35	Fred McKinnon	(vs. Central Wesleyan College, 1-16-86)
	Charles Brunson	(vs. Erskine College, 2-4-82)

Away

45	Melvin Branham Jr.	(at Charleston Southern, 1-10-94)
40	Keon Johnson	(at UNC Asheville, 2-9-17)
38	Keon Johnson	(at Illinois, 11-21-16)
	Jimmy Gavin	(at N.C. State, 11-27-15)
37	Robbie Waldrop	(at Charleston Southern, 2-12-98)
36	Xavier Cooks	(at Gardner-Webb, 2-15-18)
	Fred McKinnon	(at Livingstone College, 2-2-85)
	Charles Brunson	(at Voorhees, 11-25-80)
35	Sin'Cere McMahan	(at UNC Asheville, 2-8-23)
	Nych Smith	(at Presbyterian College, 1-26-19)
	Charles Brunson	(at Belmont Abbey, 12-10-80)
34	Charles Brunson	(at Mooris College, 11-22-80)
33	Patrick Good	(at Washington State, 11-22-21)
	Andre Jones	(at Georgia, 12-27-11)
	Michael Jenkins	(at UNC Asheville, 3-6-08)
	George Henson	(at Campbell, 2-10-90)
	Shaun Wise	(at U.S. International, 12-28-89)
	Charles Brunson	(at Webber College, 1-11-81)

Top 5 Individual Scoring Performances vs. Big South Opponents

All Games

45	Melvin Branham Jr.	(at Charleston Southern, 1-10-94)
42	David McMahan	(vs. Coastal Carolina, 1-15-96)
40	Keon Johnson	(at UNC Asheville, 2-9-17)
39	Keon Johnson	(vs. Campbell, 2-4-17)
37	Keon Johnson	(vs. Radford, 12-31-16)

Home

42	David McMahan	(vs. Coastal Carolina, 1-15-96)
39	Keon Johnson	(vs. Campbell, 2-4-17)
37	Keon Johnson	(vs. Radford, 12-31-16)
36	Keon Johnson	(vs. Charleston Southern, 1-27-16)
32	Keon Johnson	(vs. Campbell, 12-31-15)

Away

45	Melvin Branham Jr.	(at Charleston Southern, 1-10-94)
40	Keon Johnson	(at UNC Asheville, 2-9-17)
36	Xavier Cooks	(at Gardner-Webb, 2-15-18)
35	Sin'Cere McMahan	(at UNC Asheville, 2-8-23)
	Nych Smith	(at Presbyterian College, 1-26-19)
33	George Henson	(at Campbell, 2-10-90)
32	Keon Johnson	(at Radford, 2-13-16)
	Torrell Martin	(at Coastal Carolina, 2-24-07)
	Torrell Martin	(at Liberty, 2-20-06)
	Melvin Branham Jr.	(at Towson St., 1-27-94)

Most Point In Home/Away Game (Top 10)

Home

134	Pfeiffer, 11-13-18	W, 134-99
132	Morris, 11-29-85	W, 132-73
130	Johnson & Wales, 12-12-96	W, 130-33
127	Pfeiffer, 11-25-19	W, 127-83
125	Piedmont, 11-4-24	W, 125-65
116	Warren Wilson, 11-24-18	W, 116-76
116	Rio Grande (OH), 12-28-15	W, 116-84
113	Toccoa Falls, 12-29-23	W, 113-62
110	Mary Baldwin	W, 110-78
109	Hiwassee, 12-16-18	W, 109-66
109	Catawba, 11-18-78	W, 109-92
108	VMI, 1-6-07	W, 108-76
108	U.S. International, 1-12-91	W, 108-81

Away

116	at Hampton, 1-16-20	W, 116-95
109	at VMI, 1-31-07	Won, 109-76
107	at USC Upstate, 12-13-20	Won, 107-77
102	at Pembroke St., 1-10-86	Won, 102-99
101	at UNC Asheville, 2-9-17	Lost, 104-101
101	at Charleston Sou., 1-10-94	Won, 101-96
101	at Central Connecticut, 12-4-92	Won, 101-93
101	at Benedict College, 2-20-86	Won, 101-76
97	at USC Aiken, 1-14-82	Won, 97-90
97	at Wofford, 1-31-80	Won, 97-78

Most Points Home/Away vs. Big South Opponents (Top 10)

Home

108	vs. VMI, 1-6-07	Won, 108-76
107	vs. UNCA, 2-26-14	Won, 107-100 (OT)
106	vs. VMI, 2-4-09	Lost, 110-106 (OT)
104	vs. UNCA	Won, 104-71
101	vs. Hampton, 2-9-19	Won, 101-91
100	vs. Coastal Carolina, 2-18-02	Won, 100-74
99	vs. Gardner-Webb, 1-11-20	Won, 99-95 (3OT)
98	vs. Armstrong St., 2-17-86	Won, 98-81
98	vs. VMI, 2-8-06	Won, 98-65
97	vs. Gardner-Webb	Won, 97-88
97	vs. Towson St., 2-23-95	Won, 97-93
96	vs. VMI, 1-7-10	Won, 96-63

Away

116	at Hampton, 1-16-20	W, 116-95
107	at USC Upstate, 12-13-20	W, 107-77
101	at UNC Asheville, 2-9-17	Lost, 104-101
101	at Charleston Sou., 1-10-94	Won, 101-96
96	at High Point, 2-28-24	Lost, 100-96 OT
95	at USC Upstate, 1-26-22	Won, 95-91 OT
95	at Longwood, 1-24-18	Won, 95-78
94	at Coastal Carolina, 1-7-94	Lost, 103-94
93	at Presbyterian Col., 2-25-17	Won, 93-56
93	at UMBC, 1-25-93	Lost, 99-93
91	at Presbyterian College, 1-26-19	Lost, 99-91
90	at Gardner-Webb, 2-15-18	Won, 90-71
90	at Towson St., 2-23-95	Lost, 92-90
90	at UNC Asheville, 2-5-90	Won, 90-89
90	at Radford, 1-14-05	Won, 90-75

WINTHROP TEAM/INDIVIDUAL RECORDS

MISC. RECORDS

Most Games Played	39 (1980-81/31-8)
Most Wins	31 (1980-81)
Most Wins (D1 member)	29 (2006-07)
Fewest Wins	4 (1993-94)
Most Losses	23 (1993-94)
Fewest Losses	5 (2006-07)
Best Winning Percentage	.818 (29-5/2006-07)
Worst Winning Percentage	.148 (4-23/1993-94)
Most Home Wins	16 (2004-05)
Most Home Wins In Winthrop Coliseum	16 (2004-05)
Most Home Losses	11 (1991-92)
Most Home Losses In Winthrop Coliseum	11 (1991-92)
Most Road Wins	12 (1978-89/2006-07/2016-17)
Most Road Losses	13 (1993-94)
Longest Winning Streak	21 (2019-20 to 2020-21)
Longest Winning Streak (single-season)	19 (2006-07)
Longest Losing Streak	13 (1986-87)
Most Big South Wins	15 ('04-05/'16-17/'19-20)
Most Big South Losses	15 (1993-94)
Longest Winning Streak (Big South)	16 (2006-07/single-season)
Longest Winning Streak (Big South)	22 (2004-05 to 2005-06)
Longest Losing Streak (Big South)	10 (1993-94/single-season)
Longest Losing Streak (Big South)	14 (1993-94 to 1994-95)

SINGLE-GAME RECORDS (Team)

Most Points Scored	134, vs. Pfeiffer (11-13-18)
Largest Margin of Victory	97 vs. Johnson & Wales (12-7-96)
Largest Margin of Victory (D1 opponent)	44 vs. VMI (84-41/1-23-08)
Largest Margin of Defeat	57 vs. Seton Hall (106-49/12-29-90)
Largest Margin of Defeat (D1 member)	57 vs. Seton Hall (106-49/12-29-90)
Fewest Points Allowed	22 vs. Lander (11-16-81)
Most Points First Half	73 vs. Pfeiffer (11-13-18)
Most Point Second Half	71 vs. Morris (11-29-85)
Fewest Points Scored	23 vs. Col. of Charleston (2-26-93)
Fewest Points First Half	6 vs. Col. of Charleston (2-26-93)
Fewest Points Second Half	11 vs. Washington St. (3-20-08)
Fewest Points Against In A Half	8 vs. Col. of Charleston (2-26-93)
Most Field Goals Made	57 vs. Morris (11-29-85)
Most Field Goals Attempted	101 vs. Piedmont (11-24-78)
Best Field Goal Accuracy	.706 vs. USC-Aiken (36-51/1-17-82)
Most 3pt Field Goals Made	24 vs. Hiwassee (12-16-18)
Most 3pt Field Goals Attempted	55 vs. Hiwassee (12-16-18)
Best 3pt Field Goal Accuracy	.714 vs. Barton (10-14/12-2-04) D1 Opponent
	.643 vs. High Point (9-14/12-5-09)
Most Free Throws Made	39 vs. St. Francis (11-27-89)
Most Free Throws Attempted	50 vs. Campbell (12-30-20)
	50 at High Point (2-28-24)
Best Free Throw Accuracy	1.000 vs. Liberty (21-21/3-5-14)
	1.000 vs. Lander (13-13/2-20-85)
Most Rebounds	70 vs. Presbyterian College (2-11-80)
Most Offensive Rebounds*	28 at Coastal Carolina (12-2-23)
	28 vs. Piedmont (11-4-24)
Most Assists	37 vs. Newberry (2-17-90)
Most Steals	21 vs. Wofford College (1-31-80) vs. Morris (11-29-85)
	16 vs. Voorhees (2-16-81)
Most Blocked Shots	37 vs. Georgia State (12-30-95)
Most Personal Fouls	

SEASON RECORDS

Most Points	2,866 (1980-81)
Best Scoring Average	83.6 (1992-93/30 games)
Most Field Goals Made	1,161 (1978-79)
Most Field Attempts	2,415 (1978-79)
Best Field Goal Accuracy	.530 (1985-86)
Most 3pt Field Goals	372 (2018-19/30 games))
Best 3pt Field Goals Per Game Avg.	12.40 (2018-19/30 games)
Most 3pt Field Goals Attempted	997 (2018-19)
Best 3pt Field Goal Accuracy	.431 (1987-88)
Most Free Throws Made	646 (1980-81)
Most Free Throws Attempted	931 (1980-81)
Best Free Throw Accuracy	.749 (2015-16)
Most Rebounds	1,613 (1978-79)
Most Assists	818 (1978-79)
Most Steals	479 (1979-80)
Most Blocked Shots	174 (2016-17)
Most Personal Fouls	751 (1978-79)

* Indicates On Record

SINGLE-GAME RECORDS (Individual)

Most Points Scored	45-Melvin Branham vs. Charleston Sou. (1-10-94)
Most Field Goals Made	20-Fred McKinnon vs. Morris (11-25-85)
Most Field Goals Attempted	31-Fred McKinnon vs. Morris (11-25-85)
Best Field Goal Accuracy	1.000-Brian Pope (10-10) vs. Morris (1-6-84)
	Eddie Gay (10-10) vs. Coppin St. (11-23-91)
	Allen Washington (10-10) vs. Pfeiffer (2-5-86)
Most 3pt Field Goals Made	12-David McMahan vs. Coastal Carolina (1-15-96)
	Michael Jenkins vs. North Greenville (11-10-06)
Most 3pt Field Goals Attempted	21-LaShawn Coulter
Most Free Throws Made	18-Mark Hailey vs. Averett (11-26-91)
	James Shuler vs. High Point (2-23-06)
Most Free Throws Attempted	20-Mark Hailey vs. Averett (11-26-91)
Best Free Throw Accuracy	1.000-James Shuler (18-18) vs. High Point (2-23-06)
Most Rebounds	23-Allen Washington vs. Piedmont (11-30-85)
Most Assists	17-Rick Riese vs. Limestone (2-12-81)
Most Blocked Shots	7-Rick Riese vs. Limestone (2-12-81)
	Billy Houston vs. UNC Asheville (1-11-06)
Most Steals	13-Rick Riese vs. Limestone (2-12-81)

SINGLE-SEASON RECORDS (Individual)

Most Points Scored	875-Charles Brunson (1980-81)
Best Scoring Average	22.4-Charles Brunson (1980-81)
Most Field Goals Made	354-Charles Brunson (1980-81)
Most Field Goals Attempted	584-Ronnie Creamer (1978-79)
Best Field Goal Accuracy (<i>150 attempts</i>)	.657-Charles Brunson (113-172/1979-80)
Most 3pt Field Goals Made	102-Keon Johnson (2016-17)
Most 3pt Field Goal Attempts	255-Keon Johnson (2016-17)
Best 3pt Field Goal Accuracy (<i>35 made</i>)	.460-Charles Falden (40-87/2018-19)
Most Free Throws Made	171-Keon Johnson (2016-17)
Most Free Throws Attempted	235-Charles Brunson (1980-81)
Best Free Throw Accuracy (<i>80 made</i>)	.867-Mike Gaither (98-113/1981-82)
Most Rebounds	453-Charles Brunson (1980-81)
Most Assists	317-Rick Riese (1980-81)
Most Blocked Shots	72-Duby Okeke (2015-16)
Most Steals	208-Rick Riese (1979-80)
Most Minutes Played	1,374-Charles Brunson (1980-81)
Most Personal Fouls	139-Ronnie Creamer (1978-79)
Most Times Disqualified	14-Donnie Creamer (1978-79)
	Melvin Branham (1993-94)

WINTHROP ALL-TIME D1 TRIPLE-DOUBLES (on record)

Chandler Vaudrin	Mar. 1, 2021 vs. (8) High Point (10 points, 12 rebounds, 10 assists)
Chandler Vaudrin	Dec. 30, 2020 vs. Campbell (10 points, 13 rebounds, 10 assists)
Chandler Vaudrin	Dec. 13, 2020 at USC Upstate (13 points, 11 rebounds, 14 assists)
Chandler Vaudrin	Jan. 2, 2020 vs. Longwood (10 points, 12 rebounds, 11 assists)
Xavier Cooks	Dec. 2, 2017 vs. Reinhardt (11 points, 15 rebounds, 11 assists)

20-WIN SEASONS

SEASON (NCAA D1)	SEASON ENDED WITH...	FINAL RECORD
29--2006-07	(NCAA Tourney - W, 74-64, (6) Notre Dame)	29-5
	(NCAA 2nd Rnd - L, 75-61, (3) Oregon)	26-7
27--2004-05	(NCAA Tourney - L, 74-64, (3) Gonzaga)	27-6
26--2016-17	(NCAA Tourney - L, 76-64, (3) Butler)	26-7
24--2019-20	(Big South Champions - NCAA Tourney canceled (COVID19)	24-10
23--2020-21	(NCAA Tourney - L, 73-63, (5) Villanova)	23-2
23--2021-22	(Big South Tournament Final - L, 79-58)	23-9
23--2015-16	(Big South Tournament Final - L, 77-68)	23-9
23--2005-06	(NCAA Tourney - L, 63-61, (2) Tennessee)	23-8
22--2007-08	(NCAA Tourney - L, 71-40, (4) Washington State)	22-12
21--1999-00	(NCAA Tourney - L, 74-50, (3) Oklahoma)	21-9
21--1998-99	(NCAA Tourney - L, 80-41, (1) Auburn)	21-8
20--2013-14	(Big South Tournament Final - L, 76-61)	20-13
20--2002-03	(Big South Tournament Semi-Finals - L, 81-80 OT, UNCA)	20-10
20--1985-86	(Big South Tournament Semi-Finals - L, 87-79)	20-9

WINTHROP ALL-TIME SERIES VS. USC UPSTATE

DATE	Home/Away/Neutral	Won/Lost	Series Record	BSC Record
Jan. 18, 1979	Home	Won, 69-66	1-0	
Feb. 15, 1979	Away	Won, 90-87	2-0	
Nov. 29, 1979	Home	Lost, 100-90	2-1	
Jan. 17, 1980	Away	Won, 84-76	3-1	
Dec. 8, 1980	Home	Won, 88-77	4-1	
Jan. 15, 1981	Away	Lost, 60-57	4-2	
Dec. 8, 1981	Home	Lost, 74-59	4-3	
Jan. 6, 1982	Away	Lost, 60-50	4-4	
Jan. 5, 1983	Away	Lost, 78-62	4-5	
Feb. 21, 1983	Home	Lost, 57-48	4-6	
Mar. 4, 1983	Away	Won, 67-66	5-6	
Jan. 25, 1984	Away	Lost, 63-57	5-7	
Feb. 20, 1984	Home	Lost, 72-63	5-8	
Nov. 21, 2009	Home	Won, 49-46	6-8	
Nov. 13, 2013	Home	Won, 82-74	7-8	
Dec. 16, 2013	Away	Won, 62-53	8-8	
Nov. 21, 2015	Away	Won, 79-78	9-8	
Jan. 19, 2019	Away	Won, 82-72	10-8	1-0
Jan. 23, 2020	Home	Won, 79-53	11-8	2-0
Feb. 27, 2020	Away	Won, 90-82	12-8	3-0
Mar. 5, 2020	Neutral (BSCT - Quarters)	Won, 106-70	13-8	
Dec. 12, 2020	Away	Won, 95-77	14-8	4-0
Dec. 13, 2020	Away	Won, 107-77	15-8	5-0
Jan. 26, 2022	Away	Won, 95-91 (OT)	16-8	6-0
Feb. 24, 2022	Home	Won, 89-59	17-8	7-0
Dec. 29, 2022	Away	Lost, 70-62	17-9	7-1
Feb. 11, 2023	Home	Lost, 79-70	17-10	7-2
Jan. 6, 2024	Away	Won, 82-80 (OT)	18-10	8-2
Feb. 24, 2024	Home	Won, 83-74	19-10	9-2

Home Record: 7-5 Away Record: 11-5 Neutral Record: 1-0 Overtime: 2-0 Big South Tourney: 1-0

Notes: First meetings where both programs were D1 members (Nov. 21, 2009)

RECORD WHEN WINTHROP SCORES...

100-plus: 2-0

90-99: 4-1

80-89: 7-0

70-79: 2-1

60-69: 3-3

50-59: 0-4

40-49: 1-1

vs. Upstate by Month...

November: 3-1

December: 4-2

January: 6-4

February: 4-3

March: 2-0

Games Decided By...

1-point: 2-0

2-points: 1-0

1-5: 7-1

6-10: 6-7

11-19: 2-2

20-plus: 4-0

Last Meeting (2/24/24) | Winthrop Coliseum (Rock Hill, S.C.)

Official Basketball Box Score -- Game Totals -- Final Statistics

USC Upstate vs Winthrop

02/24/24 2:00 pm at Rock Hill, SC

USC Upstate 74 • 9-19,4-11 Big So

##	Player		Total	3-Ptr	FT-FTA	Rebounds			PF	TP	A	TO	Blk	Stl	Min
			FG-FGA	FG-FGA		Off	Def	Tot							
15	Jorge Ochoa	f	0-3	0-1	0-0	0	1	1	2	0	1	1	0	0	18
01	Nick Alves	g	5-10	1-5	0-1	0	2	2	4	11	3	2	1	1	32
02	Justin Bailey	g	5-8	3-4	2-3	1	2	3	5	15	1	2	0	0	26
12	Trae Broadnax	g	8-17	4-8	2-3	1	5	6	4	22	1	6	0	0	33
34	Miguel Ayesa	g	2-7	2-7	0-0	0	1	1	4	6	0	0	0	0	24
03	Eduardo Placer		0-2	0-1	0-0	0	0	0	0	0	0	0	0	0	3
04	Jalen Breazeale		4-5	4-4	3-3	0	1	1	4	15	8	0	0	1	23
05	Jordyn Surratt		1-2	0-0	1-2	2	3	5	4	3	0	1	1	2	24
14	Floyd Rideau Jr.		0-2	0-2	2-2	0	1	1	1	2	0	0	1	1	15
22	Thomas Sheida		0-0	0-0	0-0	0	0	0	0	0	0	1	0	0	2
Team						2	2	4							
Totals			25-56	14-32	10-14	6	18	24	28	74	14	13	3	5	200

FG % 1st Half: 12-26 46.2% 2nd half: 13-30 43.3% Game: 25-56 44.6%
 3FG % 1st Half: 9-16 56.3% 2nd half: 5-16 31.3% Game: 14-32 43.8%
 FT % 1st Half: 4-6 66.7% 2nd half: 6-8 75.0% Game: 10-14 71.4%

Deadball
Rebounds
2

Winthrop 83 • 17-12,8-6 Big So

##	Player		Total	3-Ptr	FT-FTA	Rebounds			PF	TP	A	TO	Blk	Stl	Min
			FG-FGA	FG-FGA		Off	Def	Tot							
04	TALFORD, Kelton	f	5-6	0-0	2-3	1	7	8	3	12	0	2	2	1	28
12	DOUCET, K.J.	f	2-5	0-2	2-4	3	4	7	2	6	0	1	1	0	26
03	ANUMBA, Micheal	g	6-8	0-2	3-5	2	3	5	0	15	2	2	0	1	30
10	JOHNSON, Nick	g	1-6	0-4	9-10	1	3	4	1	11	4	1	0	1	27
11	HARRISON, Kasen	g	3-7	1-2	2-2	0	1	1	4	9	1	2	0	1	21
00	MCMAHON, Sin'Cere		4-13	3-9	2-2	1	2	3	1	13	1	1	0	1	23
05	DIALLO, Yoro		0-0	0-0	0-0	0	0	0	1	0	0	0	0	1	5
14	VAN BIBBER, Noah		2-3	2-3	2-3	0	0	0	3	8	0	0	0	0	9
33	CLAXTON, Chase		1-1	0-0	1-2	2	2	4	1	3	2	0	1	1	20
40	TIMMERMAN, Alex		2-4	0-1	2-4	2	3	5	2	6	0	2	0	0	11
Team						1	2	3							
Totals			26-53	6-23	25-35	13	27	40	18	83	10	11	4	7	200

FG % 1st Half: 13-27 48.1% 2nd half: 13-26 50.0% Game: 26-53 49.1%
 3FG % 1st Half: 5-14 35.7% 2nd half: 1-9 11.1% Game: 6-23 26.1%
 FT % 1st Half: 9-11 81.8% 2nd half: 16-24 66.7% Game: 25-35 71.4%

Deadball
Rebounds
6

Officials: Jeff Pon,Joe Switzer,Scott Arbogast

Technical fouls: USC Upstate-None. Winthrop-None.

Attendance: 2225

2023-24 Men's Basketball. Round: 0. USC Upstate vs Winthrop. Played at Winthro

Score by periods	1st	2nd	Total
USC Upstate	37	37	74
Winthrop	40	43	83

	In Paint	Off T/O	2nd Chance	Fast Break	Bench
UPST	20	4	6	13	20
WINTHR	38	8	22	9	30

Last FG - UPST 2nd-00:20, WINTHROP 2nd-01:58.

Largest lead - UPST None, WINTHROP by 16 2nd-06:05.

UPST led for 00:00. WINTHROP led for 37:19. Game was tied for 02:41.

Score tied - 2 times.

Lead changed - 0 times.

WINTHROP ALL-TIME BIG SOUTH OPENERS

DATE	OPPONENT	LOCATION	WON/LOST	RECORD
1986	Coastal Carolina	Conway, SC	Lost, 94-68	0-1
1987	Campbell	Buies Creek, NC	Lost, 61-58	0-2
1988	Campbell	Buies Creek, NC	Won, 68-55	1-2
1989	Augusta	Augusta, GA	Won, 73-54	2-2
1990	Augusta	Augusta, GA	Lost, 78-77	2-3
1991	Augusta	Rock Hill, SC	Lost, 84-77	2-4
1992	Campbell	Rock Hill, SC	Lost, 69-59	2-5
1993	Liberty	Rock Hill, SC	Won, 93-90	3-5
1994	Coastal Carolina	Rock Hill, SC	Lost, 70-60	3-6
1995	Coastal Carolina	Conway, SC	Lost, 103-94	3-7
1996	Radford	Radford, VA	Won, 70-66	4-7
1997	Coastal Carolina	Rock Hill, SC	Lost, 82-76	4-8
1998	Coastal Carolina	Conway, SC	Lost, 63-60 (OT)	4-9
1999	Radford	Rock Hill, SC	Won, 70-56	5-9
2000	Radford	Radford, VA	Lost, 55-52	5-10
2001	Coastal Carolina	Rock Hill, SC	Won, 66-49	6-10
2002	Radford	Radford, VA	Lost, 69-48	6-11
2003	Radford	Radford, VA	Won, 64-55	7-11
2004	Birmingham-Southern	Rock Hill, SC	Lost, 61-54	7-12
2005	Coastal Carolina	Rock Hill, SC	Lost, 76-68	7-13
2006	Birmingham-Southern	Rock Hill, SC	Won, 84-43	8-13
2007	VMI	Rock Hill, SC	Won, 108-76	9-13
2008	High Point	High Point, NC	Lost, 62-61	9-14
2008	VMI	Lexington, VA	Lost, 92-74	9-15
2009	Radford	Rock Hill, SC	Lost, 61-59	9-16
2010	VMI	Lexington, VA	Won, 88-82	10-16
2011	Presbyterian College	Clinton, SC	Won, 59-56	11-16
2013	High Point	Rock Hill, SC	Lost, 74-61	11-17
2014	Presbyterian College	Clinton, SC	Won, 71-67	12-17
2014	Longwood	Rock Hill, SC	Won, 82-72 (OT)	13-17
2015	Charleston Southern	N. Charleston, SC	Won, 83-82	14-17
2016	Charleston Southern	N. Charleston, SC	Won, 84-68	15-17
2017	High Point	Rock Hill, SC	Won, 76-60	16-17
2019	Asheville	Asheville, NC	Won, 80-65	17-17
2020	Longwood	Rock Hill, SC	Won, 91-67	18-17
2020	USC Upstate	Spartanburg, SC	Won, 95-77	19-17
2022	Campbell	Rock Hill, SC	Won, 74-72	20-17
2022	USC Upstate	Spartanburg, SC	Lost, 70-62	20-18
2024	Longwood	Rock Hill, SC	Won, 68-60 (OT)	21-18

Home Record: 10-8

Away Record: 11-10

Notes: Winthrop has won 10 of the last 11 openers
Winthrop is 1-6 when scoring under 60 points in a conference opener
Winthrop is 9-1 when scoring 80 or more in a conference opener

RECORD WHEN WINTHROP SCORES...

100-plus: 1-0

90-99: 3-1

80-89: 6-0

70-79: 6-4

60-69: 4-7

50-59: 1-5

40-49: 0-1

WHEN WINTHROP OPENS BIG SOUTH PLAY AGAINST...

Augusta: 1-2

Birmingham-Southern: 1-1

Campbell: 2-2

Charleston Southern: 2-0

Coastal Carolina: 1-6

High Point: 1-2

Liberty: 1-0

Longwood: 3-0

Presbyterian College: 2-0

Radford: 3-3

UNC Asheville: 1-0

USC Upstate: 1-1

VMI: 2-1

2024-25 COMBINED STATS

2024-25 Winthrop MBB Statistics Winthrop Combined Team Statistics (as of Dec 29, 2024) All games

RECORD:	OVERALL	HOME	AWAY	NEUTRAL
ALL GAMES	10-5	9-1	1-4	0-0
CONFERENCE	0-0	0-0	0-0	0-0
NON-CONFERENCE	10-5	9-1	1-4	0-0

#	Player	gp-gs	min	avg	Total		3-Point		F-Throw		Rebounds				pf	dq	a	to	blk	stl	pts	avg
					fg-fga	fg%	3fg-fga	3fg%	ft-fa	ft%	off	def	tot	avg								
04	TALFORD, Kelton	15-15	395	26.3	76-135	.563	0-0	.000	70-104	.673	53	62	115	7.7	41	1	9	21	13	19	222	14.8
12	DOUCET, K.J.	15-15	373	24.9	71-137	.518	16-43	.372	52-82	.634	26	66	92	6.1	42	1	15	36	2	12	210	14.0
11	HARRISON, Kasen	15-15	433	28.9	70-133	.526	8-23	.348	56-73	.767	2	40	42	2.8	29	0	50	29	3	21	204	13.6
10	JOHNSON, Nick	15-9	368	24.5	47-112	.420	17-51	.333	53-74	.716	12	26	38	2.5	38	2	24	28	7	22	164	10.9
03	JONES III, Paul	15-10	298	19.9	40-110	.364	27-86	.314	14-21	.667	12	36	48	3.2	19	0	9	13	0	4	121	8.1
55	BAKER, Bryce	15-5	300	20.0	38-106	.358	30-89	.337	4-7	.571	10	53	63	4.2	18	0	12	15	3	10	110	7.3
02	JOLLY, Ryan	15-1	179	11.9	20-44	.455	8-25	.320	19-22	.864	5	7	12	0.8	8	0	13	12	0	9	67	4.5
21	HAMILTON, Tai	15-0	151	10.1	15-27	.556	0-0	.000	15-26	.577	21	25	46	3.1	33	1	4	7	17	8	45	3.0
15	KAMARAD, Tommy	15-5	179	11.9	16-46	.348	5-31	.161	8-18	.444	13	24	37	2.5	17	0	6	7	5	7	45	3.0
05	DIALLO, Yoro	13-0	99	7.6	13-26	.500	0-4	.000	7-18	.389	12	16	28	2.2	16	0	8	11	3	11	33	2.5
51	DUNCOMB, Logan	7-0	40	5.7	4-11	.364	0-0	.000	7-10	.700	3	9	12	1.7	10	0	0	5	1	0	15	2.1
14	VAN BIBBER, Noah	6-0	34	5.7	4-15	.267	4-13	.308	0-0	.000	1	4	5	0.8	2	0	0	0	0	0	12	2.0
01	WILSON, Isaiah	14-0	129	9.2	5-17	.294	2-9	.222	8-12	.667	1	8	9	0.6	18	0	32	15	1	8	20	1.4
08	CHRISTY, Cam	5-0	11	2.2	2-8	.250	0-2	.000	1-2	.500	2	3	5	1.0	1	0	1	1	0	0	5	1.0
22	HARRISON, Henry	5-0	11	2.2	1-7	.143	0-6	.000	0-0	.000	0	0	0	0.0	1	0	1	0	0	0	2	0.4
Team											45	28	73					5				
Total.....		15	3000		422-934	.452	117-382	.306	314-469	.670	218	407	625	41.7	293	5	184	205	55	131	1275	85.0
Opponents.....		15	3000		387-915	.423	122-367	.332	218-320	.681	177	369	546	36.4	371	16	193	246	73	108	1114	74.3

TEAM STATISTICS	WINTHROP	OPP	Date	Opponent	Score	Att.
SCORING	1275	1114	11/04/24	PIEDMONT	w 125-65	1246
Points per game	85.0	74.3	11/09/24	LITTLE ROCK	w 82-67	2078
Scoring margin	+10.7	-	11/11/24	at Virginia Tech	L 52-58	4157
FIELD GOALS-ATT	422-934	387-915	11/15/24	WILLIAM & MARY	w 86-85	1324
Field goal pct	.452	.423	11/16/24	GA. SOUTHERN	L 87-89	1597
3 POINT FG-ATT	117-382	122-367	11/17/24	N.C. CENTRAL	w 77-75	1390
3-point FG pct	.306	.332	11/22/24	at Louisville	L 61-76	12462
3-pt FG made per game	7.8	8.1	11/25/24	LIU	w 87-65	1119
FREE THROWS-ATT	314-469	218-320	11/27/24	AVERETT	w 99-56	1289
Free throw pct	.670	.681	12/03/24	at Queens (NC)	w 86-78	575
F-Throws made per game	20.9	14.5	12/07/24	COASTAL CAROLINA	w 96-89	1798
REBOUNDS	625	546	12/12/24	BOB JONES	w 103-55	1328
Rebounds per game	41.7	36.4	12/17/24	at Florida St.	L 64-82	4354
Rebounding margin	+5.3	-	12/21/24	MERCER	w 102-97	1587
ASSISTS	184	193	12/29/24	at Indiana	L 68-77	14499
Assists per game	12.3	12.9				
TURNOVERS	205	246				
Turnovers per game	13.7	16.4				
Turnover margin	+2.7	-				
Assist/turnover ratio	0.9	0.8				
STEALS	131	108				
Steals per game	8.7	7.2				
BLOCKS	55	73				
Blocks per game	3.7	4.9				
ATTENDANCE	14756	36047				
Home games-Avg/Game	10-1476	5-7209				
Neutral site-Avg/Game	-	0-0				

* = Conference game

Score by Periods	1st	2nd	Totals
Winthrop	596	679	1275
Opponents	536	578	1114

2024-25 TEAM GAME-BY-GAME

2024-25 Winthrop MBB Statistics Winthrop Team Game-by-Game (as of Dec 29, 2024) All games

TEAM STATISTICS

Opponent	Date	Score		Total		3-Pointers		Free throws		Rebounds				pf	a	t/o	blk	stl	pts	avg
				fg-fga	pct	3fg-fga	pct	ft-fta	pct	off	def	tot	avg							
PIEDMONT	11/04/24	125-65	W	46-88	.523	13-40	.325	20-28	.714	28	35	63	63.0	14	20	9	6	10	125	125.0
LITTLE ROCK	11/09/24	82-67	W	23-55	.418	9-27	.333	27-42	.643	21	31	52	57.5	23	14	22	2	14	82	103.5
at Virginia Tech	11/11/24	52-58	L	20-58	.345	5-32	.156	7-13	.538	11	21	32	49.0	17	8	11	3	2	52	86.3
WILLIAM & MARY	11/15/24	86-85	W	29-65	.446	8-24	.333	20-31	.645	12	23	35	45.5	24	10	11	4	14	86	86.2
GA. SOUTHERN	11/16/24	87-89	L	24-51	.471	3-16	.188	36-49	.735	7	34	41	44.6	21	5	20	3	9	87	86.4
N.C. CENTRAL	11/17/24	77-75	W	26-54	.481	6-21	.286	19-26	.731	13	24	37	43.3	17	10	15	3	7	77	84.8
at Louisville	11/22/24	61-76	L	22-70	.314	6-29	.207	11-22	.500	19	22	41	43.0	23	8	19	0	10	61	81.4
LIU	11/25/24	87-65	W	31-61	.508	6-20	.300	19-32	.594	13	27	40	42.6	20	16	10	10	12	87	82.1
AVERETT	11/27/24	99-56	W	29-64	.453	11-28	.393	30-41	.732	16	27	43	42.7	19	17	8	2	11	99	84.0
at Queens (NC)	12/03/24	86-78	W	30-61	.492	5-18	.278	21-34	.618	14	29	43	42.7	22	10	13	7	6	86	84.2
COASTAL CAROLINA	12/07/24	96-89	W	29-53	.547	7-17	.412	31-40	.775	7	21	28	41.4	21	11	5	2	7	96	85.3
BOB JONES	12/12/24	103-55	W	38-65	.585	12-28	.429	15-20	.750	20	36	56	42.6	11	23	19	3	8	103	86.8
at Florida St.	12/17/24	64-82	L	20-68	.294	9-36	.250	15-23	.652	14	18	32	41.8	19	10	15	3	7	64	85.0
MERCER	12/21/24	102-97	W	31-57	.544	11-23	.478	29-48	.604	11	32	43	41.9	20	14	17	5	8	102	86.2
at Indiana	12/29/24	68-77	L	24-64	.375	6-23	.261	14-20	.700	12	27	39	41.7	22	8	11	2	6	68	85.0
Winthrop		1275		422-934	.452	117-382	.306	314-469	.670	218	407	625	41.7	293	184	205	55	131	1275	85.0
Opponents		1114		387-915	.423	122-367	.332	218-320	.681	177	369	546	36.4	371	193	246	73	108	1114	74.3

Games played: 15	Rebounds/game: 41.7
Points/game: 85.0	Assists/game: 12.3
FG Pct: 45.2	Turnovers/game: 13.7
3FG Pct: 30.6	Assist/turnover ratio: 0.9
FT Pct: 67.0	Steals/game: 8.7
	Blocks/game: 3.7

2023-24 BIG SOUTH ONLY FINAL STATS

2023-24 Winthrop Men's Basketball Stats Winthrop Combined Team Statistics (as of Mar 02, 2024) BSC games only

RECORD:	OVERALL	HOME	AWAY	NEUTRAL
ALL GAMES	8-8	4-4	4-4	0-0
CONFERENCE	8-8	4-4	4-4	0-0
NON-CONFERENCE	0-0	0-0	0-0	0-0

#	Player	gp-gs	min	avg	Total		3-Point		F-Throw		Rebounds								a	to	blk	stl	pts	avg
					fg-fga	fg%	3fg-fga	3fg%	ft-fa	ft%	off	def	tot	avg	pf	dq								
04	TALFORD, Kelton	16-14	462	28.9	91-140	.650	2-5	.400	75-116	.647	39	66	105	6.6	34	1	24	30	9	8	259	16.2		
11	HARRISON, Kasen	16-15	535	33.4	66-135	.489	16-47	.340	54-67	.806	11	30	41	2.6	34	0	55	31	2	18	202	12.6		
12	DOUCET, K.J.	16-14	389	24.3	63-150	.420	21-73	.288	39-61	.639	18	57	75	4.7	54	4	19	32	6	9	186	11.6		
10	JOHNSON, Nick	16-13	473	29.6	48-111	.432	17-50	.340	58-88	.659	14	42	56	3.5	37	0	23	35	5	19	171	10.7		
03	ANUMBA, Micheal	16-10	453	28.3	44-84	.524	16-35	.457	38-48	.792	9	51	60	3.8	45	3	20	27	2	14	142	8.9		
00	MCMAHON, Sin'Cere	16-0	285	17.8	38-111	.342	27-87	.310	15-19	.789	2	18	20	1.3	24	0	15	14	0	6	118	7.4		
40	TIMMERMAN, Alex	16-3	247	15.4	34-75	.453	2-12	.167	13-18	.722	14	34	48	3.0	20	0	6	11	3	4	83	5.2		
33	CLAXTON, Chase	16-11	347	21.7	15-30	.500	8-22	.364	15-26	.577	11	42	53	3.3	35	2	9	5	16	14	53	3.3		
14	VAN BIBBER, Noah	5-0	16	3.2	3-7	.429	3-6	.500	2-3	.667	1	0	1	0.2	6	0	0	1	0	0	11	2.2		
13	HOWARD, Clay	2-0	3	1.5	1-1	1.000	0-0	.000	0-0	.000	0	0	0	0.0	0	0	0	0	0	0	2	1.0		
05	DIALLO, Yoro	13-0	108	8.3	3-12	.250	0-5	.000	2-5	.400	9	15	24	1.8	12	0	5	9	0	2	8	0.6		
21	HARRISON, Henry	2-0	3	1.5	0-0	.000	0-0	.000	0-0	.000	0	0	0	0.0	0	0	0	0	0	1	0	0.0		
02	MCKELVY, Xavier	5-0	26	5.2	0-3	.000	0-1	.000	0-2	.000	0	7	7	1.4	4	0	0	0	0	0	0	0.0		
23	MOORE, Michael	1-0	3	3.0	0-0	.000	0-0	.000	0-1	.000	0	0	0	0.0	1	0	0	0	0	0	0	0.0		
Team											23	26	49				14							
Total.....		16	3350		406-859	.473	112-343	.327	311-454	.685	151	388	539	33.7	306	10	176	209	43	95	1235	77.2		
Opponents.....		16	3350		412-933	.442	130-387	.336	246-334	.737	176	374	550	34.4	372	14	186	219	51	100	1200	75.0		

TEAM STATISTICS	WINTHROP	OPP	Date	Opponent	Score	Att.
SCORING	1235	1200	* 01/03/24	LONGWOOD	Wot 68-60	1426
Points per game	77.2	75.0	* 01/06/24	at USC Upstate	Wot 82-80	508
Scoring margin	+2.2	-	* 01/10/24	at Presbyterian	W 81-71	644
FIELD GOALS-ATT	406-859	412-933	* 01/13/24	RADFORD	Wo3 92-88	2092
Field goal pct	.473	.442	* 01/18/24	UNC ASHEVILLE	L 77-82	2831
3 POINT FG-ATT	112-343	130-387	* 01/20/24	at Gardner-Webb	L 74-79	702
3-point FG pct	.327	.336	* 01/24/24	at Charleston So.	W 78-59	812
3-pt FG made per game	7.0	8.1	* 01/27/24	HIGH POINT	L 81-83	2440
FREE THROWS-ATT	311-454	246-334	* 02/03/24	at UNC Asheville	L 78-82	2206
Free throw pct	.685	.737	* 02/07/24	CHARLESTON SO.	W 67-46	1894
F-Throws made per game	19.4	15.4	* 02/10/24	at Longwood	L 74-84	2873
REBOUNDS	539	550	* 02/15/24	at Radford	W 85-69	1404
Rebounds per game	33.7	34.4	* 02/21/24	PRESBYTERIAN	L 55-78	2272
Rebounding margin	-0.7	-	* 02/24/24	USC UPSTATE	W 83-74	2225
ASSISTS	176	186	* 02/28/24	at High Point	Lot 96-100	3584
Assists per game	11.0	11.6	* 03/02/24	GARDNER-WEBB	L 64-65	2443
TURNOVERS	209	219	* = Conference game			
Turnovers per game	13.1	13.7				
Turnover margin	+0.6	-				
Assist/turnover ratio	0.8	0.8				
STEALS	95	100				
Steals per game	5.9	6.3				
BLOCKS	43	51				
Blocks per game	2.7	3.2				
ATTENDANCE	17623	12733				
Home games-Avg/Game	8-2203	8-1592				
Neutral site-Avg/Game	-	0-0				

Score by Periods	1st	2nd	OT	OT2	OT3	Totals
Winthrop	579	597	42	6	11	1235
Opponents	527	624	36	6	7	1200

WINTHROP BASKETBALL

↳ TRADITION RICH PROGRAM ↵

~NCAA D1 Member since 1985~

- 13 Big South Conference Championships (most in conference history)
- 11 NCAA Tournament Appearances (most in conference history and all in the last 22 years)
- Most 20-win seasons in Big South history (14)
- Eight seasons with 23 or more wins and a Big South record 29 wins in 2006-07
- Most wins all-time by Big South member (666) and most league wins all-time (350)
- Only Big South member to earn an 11, 12, 13 and 14 seed in NCAA Tournament
- First Big South member to win an NCAA Tournament game (defeated 6th seeded Notre Dame 74-64 in 2007)
- Big South record 55 conference tournament wins
- Big South record 18 conference championship game appearances
- 23 winning seasons out of 36 NCAA D1 seasons
- Notable Non-Conference Wins (ACC-Clemson (2), Georgia Tech, Miami, Wake Forest/Big East- Providence, Marquette, Notre Dame/Big 10-Illinois/Big 12-Missouri/PAC 12-Washington/SEC-Georgia, Mississippi State, Auburn/Mid-Majors-ODU, Missouri State, Saint Mary's (Ca.)/Independent-Miami)
- Three AP All-America selections (Greg Lewis, Keon Johnson, Xavier Cooks)
- 50 All-League selections, 38 All-Tournament Team selections
- Eagles have two of the Top 5 winningest coaches in the history of the league as Gregg Marshall has 194 (2nd) and Pat Kelsey currently has 186 (4th)
- Both are also in the Top 4 for conference wins all-time as Kelsey has 110 (2nd) and Marshall is 4th with 104



WINTHROP

B A S K E T B A L L



Isaiah Wilson

Guard / 6-1 / 170 / Sr.
Pittsburgh, Pa.
(Richmond)

1

CAREER HONORS

CAREER HIGHS				BIG SOUTH			
Points	10	two times		Points			
Minutes	37	at Mercer (11/19/22)		Minutes			
FGM	4	Georgia St. (11/16/21)		FGM			
FGA	7	two times		FGA			
3PTFGM	2	four times		3PTFGM			
3PTFGA	3	four times		3PTFGAs			
FTM	7	at Mercer (11/19/22)		FTM			
FTA	8	at Mercer (11/19/22)		FTA			
Rebounds	6	at Drake (11/20/21)		Rebounds			
Assists	6	Piedmont (11/4/24)		Assists			
Blocks	1	two times		Blocks			
Steals	3	four times		Steals			
Turnovers	4	two times		Turnovers			

EXTRA DRIBBLE

- Led the team in assiss off the bench with five vs. Mercer
- It was his 3rd game of the season with 5 or more assists in a game
- Hast 13 assists in last four games and 23 over the last eight games
- Came off the bench vs. Bob Jones to lead the team with five assists
- Dished out a career-best six assists in the season-opener vs. Piedmont
- Ranks 16th in the Big South in assists per game (2.3)
- Missed most of 2023-24 with an injury after missing most of 2022-23
- Played five games in 2024-25 before the injury and played in seven games in 2022-23
- Played a career-high 37 minutes at Mercer on Nov. 19, 2022 and finished with a career-best free throws made (7) and free throws attempted (8)
- Transferred from Richmond after two seasons
- As a sophomore he appeared in 33 games for the Spiders with 15 starts for a team that won the Atlantic-10 Championship and advanced in the NCAA Tournament
- In 2021-22 he set a career-high for steals in a single-season with 19
- As a freshman he appeared in 20 games with two starts
- In his first A-10 Tournament he was 5-for-11 from three
- Played last two years of high school for First Love Christian Academy, leading the team to a 2020 National Christian School Athletic Association national championship semifinals
- No. 5 recruit in Pennsylvania's Class of 2020 by 247Sports.com
- No. 35 point guard recruit in Class of 2020 by 247Sports.com
- Began high school career at North Catholic, helping them to Western Pennsylvania Interscholastic Athletic League titles in 2016 and 2017

Opponent	Date	gs	min	Total		3-Pointers		Free throws		Rebounds				pf	a	t/o	blk	stl	pts	avg
				fg-fga	pct	3fg-fga	pct	ft-fa	pct	off	def	tot	avg							
PIEDMONT	11/04/24		12	0-2	.000	0-1	.000	0-0	.000	0	2	2	2.0	2	6	0	0	2	0	0.0
LITTLE ROCK	11/09/24		7	0-0	.000	0-0	.000	0-0	.000	0	0	0	1.0	2	0	2	0	1	0	0.0
at Virginia Tech	11/11/24		6	0-0	.000	0-0	.000	0-0	.000	0	1	1	1.0	0	0	1	0	0	0	0.0
WILLIAM & MARY	11/15/24		5	0-1	.000	0-1	.000	0-0	.000	0	0	0	0.8	0	1	2	0	0	0	0.0
N.C. CENTRAL	11/17/24		3	0-1	.000	0-1	.000	0-0	.000	1	0	1	0.8	0	1	0	0	0	0	0.0
at Louisville	11/22/24		7	0-1	.000	0-1	.000	0-0	.000	0	0	0	0.7	2	1	1	0	1	0	0.0
LIU	11/25/24		11	0-0	.000	0-0	.000	5-6	.833	0	0	0	0.6	4	3	3	0	1	5	0.7
AVERETT	11/27/24		12	0-2	.000	0-1	.000	2-2	1.000	0	1	1	0.6	1	4	1	0	1	2	0.9
at Queens (NC)	12/03/24		12	1-2	.500	0-1	.000	0-0	.000	0	0	0	0.6	1	2	2	1	0	2	1.0
COASTAL CAROLINA	12/07/24		11	0-1	.000	0-1	.000	0-0	.000	0	1	1	0.6	0	1	0	0	0	0	0.9
BOB JONES	12/12/24		17	3-4	.750	2-2	1.000	0-0	.000	0	0	0	0.5	1	5	0	0	1	8	1.5
at Florida St.	12/17/24		11	1-2	.500	0-0	.000	1-2	.500	0	1	1	0.6	4	2	0	0	0	3	1.7
MERCER	12/21/24		9	0-1	.000	0-0	.000	0-0	.000	0	2	2	0.7	0	5	2	0	1	0	1.5
at Indiana	12/29/24		6	0-0	.000	0-0	.000	0-2	.000	0	0	0	0.6	1	1	1	0	0	0	1.4
Totals		0	129	5-17	.294	2-9	.222	8-12	.667	1	8	9	0.6	18	32	15	1	8	20	1.4

Games played: 14
Minutes/game: 9.2
Points/game: 1.4
FG Pct: 29.4
3FG Pct: 22.2
FT Pct: 66.7

Rebounds/game: 0.6
Assists/game: 2.3
Turnovers/game: 1.1
Assist/turnover ratio: 2.1
Steals/game: 0.6
Blocks/game: 0.1

				Field Goals		3-Point		F-Throws		Rebounds									Scoring	
SEASON	TEAM	GP-GS	MIN/AVG	FG-FGA	FG%	3FG-3FGA	3FG%	FT-FTA	FT%	OFF	DEF	TOT	AVG	PF-FO	A	TO	BLK	STL	PTS	AVG
2020-21	UR	20-2	156/7.8	10-25	.400	5-11	.455	10-19	.526	6	13	19	1.0	24-0	8	11	0	8	35	1.8
2021-22	UR	33-15	486/14.7	25-78	.321	9-37	.243	18-29	.621	7	30	37	1.1	63-2	22	29	1	19	77	2.3
2022-23	Win	7-6	158/22.6	9-24	.375	5-10	.500	16-24	.667	0	12	12	1.7	23-2	15	20	2	7	39	5.6
2024-25	Win	14-0	129/9.2	5-17	.294	2-9	.222	8-12	.667	1	8	9	0.6	18-0	32	15	1	8	20	1.4
TOTAL FOR Win		21-6	287/13.6	14-41	.341	7-19	.368	24-36	.667	1	20	21	1.0	41-2	47	35	3	15	59	2.8
TOTAL		74-23	929/12.5	49-144	.340	21-67	.313	52-84	.619	14	63	77	1.0	128-4	77	75	4	42	171	2.3



Ryan
Jolly

Guard / 6-3 / 180 / Gr.
Martinez, Ga.
(Piedmont)

2

EXTRA DRIBBLE

- Solid 16 minutes off the bench vs. Bob Jones with six points, 2 rebounds and four assists
- Has seven straight games with double-digit minutes and averaging 4.6 points, 1.0 assists in that stretch
- Came off the bench for 11 points in the win at Queens, 1-of-4 Eagles in double-figures that game (played season-high 21 points)
- In just nine minutes of action vs. LIU, he tied for team-best and season-high three assists
- Faced his former team in the season opener, finishing with 15 points off the bench on 5-of-8 shooting
- Started 26-of-27 games last season at Piedmont and averaged a career-high 21.1 ppg
- Led Piedmont in assists (140), steals (66), points (570), and minutes (896) as well
- 2024 CCS Man of the Year and CCS First Team All-Conference
- 2022-23 CCS First Team All-Conference
- Small College Basketball Bevo Francis Award Top 100 Watch List in 2023-24
- Small College Basketball Trevor Hudgins Award Top 25 Watch List in 2023-24
- Reached 1,000 career points and had 1,371 by the end of the season
- Two-Time CCS All-Academic Team selection
- NABC Honors Court in 2020-21, 2021-22, 2022-23)
- Started career at Lander in 2019-20 and played 18 games with one start

CAREER HONORS

2022-23 & 2023-24 CCS First Team All-Conference | 2024 CCS Man of the Year

CAREER HIGHS			BIG SOUTH		
Points	37	at Berea (2/21/23)	Points		
Minutes			Minutes		
FGM	12	Greensboro (12/5/20)	FGM		
FGA	24	at Huntingdon (2/9/24)	FGA		
3PTFGM	5	Alma (11/18/23)	3PTFGM		
3PTFGA	12	Brevard (12/3/23)	3PTFGAs		
FTM	14	two times	FTM		
FTA	16	at Berea (2/21/23)	FTA		
Rebounds	12	at Berea (2/21/23)	Rebounds		
Assists	11	two times	Assists		
Blocks	3	Sewanee (11/8/21)	Blocks		
Steals	7	Maryville-TN (1/21/24)	Steals		
Turnovers			Turnovers		

Opponent	Date	gs	min	Total		3-Pointers		Free throws		Rebounds				pf	a	t/o	blk	stl	pts	avg
				fg-fga	pct	3fg-fga	pct	ft-fga	pct	off	def	tot	avg							
PIEDMONT	11/04/24	*	19	5-8	.625	1-3	.333	4-4	1.000	1	1	2	2.0	0	0	2	0	2	15	15.0
LITTLE ROCK	11/09/24		16	1-4	.250	1-3	.333	4-4	1.000	1	0	1	1.5	1	1	4	0	1	7	11.0
at Virginia Tech	11/11/24		10	0-2	.000	0-2	.000	0-0	.000	0	0	0	1.0	0	1	0	0	0	0	7.3
WILLIAM & MARY	11/15/24		15	1-3	.333	0-0	.000	1-2	.500	0	0	0	0.8	0	1	1	0	2	3	6.3
GA. SOUTHERN	11/16/24		9	1-2	.500	0-1	.000	0-0	.000	0	1	1	0.8	0	0	0	0	0	2	5.4
N.C. CENTRAL	11/17/24		3	0-0	.000	0-0	.000	0-0	.000	0	0	0	0.7	0	0	2	0	0	0	4.5
at Louisville	11/22/24		5	1-2	.500	0-0	.000	0-0	.000	1	0	1	0.7	1	0	2	0	0	2	4.1
LIU	11/25/24		9	2-2	1.000	1-1	1.000	1-2	.500	0	0	0	0.6	1	3	0	0	1	6	4.4
AVERETT	11/27/24		11	0-2	.000	0-2	.000	3-3	1.000	0	1	1	0.7	1	0	0	0	1	3	4.2
at Queens (NC)	12/03/24		21	3-6	.500	1-3	.333	4-5	.800	1	1	2	0.8	0	0	0	0	0	11	4.9
COASTAL CAROLINA	12/07/24		10	0-0	.000	0-0	.000	2-2	1.000	0	1	1	0.8	1	0	0	0	0	2	4.6
BOB JONES	12/12/24		16	2-4	.500	2-3	.667	0-0	.000	1	1	2	0.9	0	4	0	0	0	6	4.8
at Florida St.	12/17/24		10	1-4	.250	1-4	.250	0-0	.000	0	0	0	0.8	0	1	1	0	1	3	4.6
MERCER	12/21/24		12	2-3	.667	0-1	.000	0-0	.000	0	1	1	0.9	1	2	0	0	1	4	4.6
at Indiana	12/29/24		13	1-2	.500	1-2	.500	0-0	.000	0	0	0	0.8	2	0	0	0	0	3	4.5
Totals		1	179	20-44	.455	8-25	.320	19-22	.864	5	7	12	0.8	8	13	12	0	9	67	4.5

Games played: 15

Minutes/game: 11.9

Points/game: 4.5

FG Pct: 45.5

3FG Pct: 32.0

FT Pct: 86.4

Rebounds/game: 0.8

Assists/game: 0.9

Turnovers/game: 0.8

Assist/turnover ratio: 1.1

Steals/game: 0.6

				Field Goals		3-Point		F-Throws		Rebounds										Scoring	
SEASON	TEAM	GP-GS	MIN/AVG	FG-FGA	FG%	3FG-3FGA	3FG%	FT-FTA	FT%	OFF	DEF	TOT	AVG	PF-FO	A	TO	BLK	STL	PTS	AVG	
2019-20	Lander	18-1	116/6.4	12-25	.480	4-10	.400	10-12	.833	1	11	12	0.7	8-0	6	12	0	4	38	2.1	
2020-21	PIED	17-17	502/29.5	106-193	.549	27-59	.458	53-63	.841	17	61	78	4.6	35-0	52	54	9	25	292	17.2	
2021-22	PIED	3-3	59/19.7	10-20	.500	1-5	.200	8-8	1.000	2	16	18	6.0	5-0	9	8	3	6	29	9.7	
2022-23	PIED	27-27	865/32.0	161-358	.450	35-93	.376	85-104	.817	23	146	169	6.3	61-1	125	82	13	51	442	16.4	
2023-24	PIED	27-26	895/33.2	188-362	.519	50-124	.403	144-162	.889	32	102	134	5.0	63-0	140	100	9	66	570	21.1	
2024-25	Win	15-1	180/12.0	20-44	.455	8-25	.320	19-22	.864	5	7	12	0.8	8-0	13	12	0	9	67	4.5	
TOTAL FOR Win		15-1	180/12.0	20-44	.455	8-25	.320	19-22	.864	5	7	12	0.8	8-0	13	12	0	9	67	4.5	
TOTAL		107-75	2616/24.5	497-1002	.496	125-316	.396	319-371	.860	80	343	423	4.0	180-1	345	268	34	161	1438	13.4	



Paul
Jones III

3

Guard / 6-4 / 170 / Fr.
Suffolk, Va.
(Combine Academy)

CAREER HONORS

CAREER HIGHS				BIG SOUTH			
Points	25	Averett (11/27/24)	Points	25	Averett (11/27/24)		
Minutes	30	at Louisville (11/22/24)	Minutes	30	at Louisville (11/22/24)		
FGM	7	Averett (11/27/24)	FGM	7	Averett (11/27/24)		
FGA	13	at Louisville (11/22/24)	FGA	13	at Louisville (11/22/24)		
3PTFGM	6	Averett (11/27/24)	3PTFGM	6	Averett (11/27/24)		
3PTFGA	11	at Louisville (11/22/24)	3PTFGAs	11	at Louisville (11/22/24)		
FTM	5	Averett (11/27/24)	FTM	5	Averett (11/27/24)		
FTA	6	Averett (11/27/24)	FTA	6	Averett (11/27/24)		
Rebounds	5	two times	Rebounds	5	two times		
Assists	3	two times	Assists	3	two times		
Blocks			Blocks				
Steals	1	four times	Steals	1	four times		
Turnovers	3	Bob Jones (12/12/24)	Turnovers	3	Bob Jones (12/12/24)		

EXTRA DRIBBLE

- Coming off a 10-point performance at Indiana, his 6th career double-figure game (played 28 minutes, 2nd most of career)
- After going 1-for-7 behind the arc at FSU, bounced back to knock down 4-of-7 vs. Mercer
- Had five rebounds vs. Mercer, matching his career-best (3 times)
- As a starter (last nine games) he's averaging 9.7 ppg, 3.5 rpg
- Matched career-high in assists with three vs. Coastal
- Posted a career-high 25 points on 6-of-8 from three in the win over Averett (3rd Eagle to score 20 or more this season)
- In second start of his career he posted 12 points, 5 rebounds, assist and steal at Louisville
- Made first start of the season on Nov. 17 vs. N.C. Central, finishing with 11 points, five rebounds
- It was his second game in double-figures, tying his career-high of 11 he posted in the season opener vs. Piedmont
- Has four or more rebounds in 6-of-10 games played
- Hit three triples in the opener and then matched that vs. N.C. Central
- Has double-digit minutes in all six games, including a career-high 26 vs. N.C. Central

Opponent	Date	gs	min	Total		3-Pointers		Free throws		Rebounds				pf	a	t/o	blk	stl	pts	avg
				fg-fga	pct	3fg-fga	pct	ft-fita	pct	off	def	tot	avg							
PIEDMONT	11/04/24		18	4-12	.333	3-10	.300	0-2	.000	4	0	4	4.0	0	0	1	0	1	11	11.0
LITTLE ROCK	11/09/24		21	2-7	.286	0-4	.000	0-0	.000	1	3	4	4.0	1	3	0	0	0	4	7.5
at Virginia Tech	11/11/24		16	1-8	.125	1-8	.125	0-0	.000	1	0	1	3.0	1	0	0	0	0	3	6.0
WILLIAM & MARY	11/15/24		11	0-3	.000	0-1	.000	0-0	.000	0	1	1	2.5	1	0	0	0	0	0	4.5
GA. SOUTHERN	11/16/24		12	2-6	.333	0-3	.000	2-2	1.000	1	2	3	2.6	1	0	0	0	0	6	4.8
N.C. CENTRAL	11/17/24	*	26	3-8	.375	3-7	.429	2-3	.667	1	4	5	3.0	1	0	1	0	0	11	5.8
at Louisville	11/22/24	*	30	4-13	.308	2-11	.182	2-3	.667	1	4	5	3.3	3	1	1	0	1	12	6.7
LIU	11/25/24	*	16	1-5	.200	0-3	.000	0-0	.000	1	3	4	3.4	1	0	1	0	0	2	6.1
AVERETT	11/27/24	*	23	7-9	.778	6-8	.750	5-6	.833	0	2	2	3.2	2	2	1	0	0	25	8.2
at Queens (NC)	12/03/24	*	20	2-6	.333	2-4	.500	1-2	.500	1	3	4	3.3	3	0	1	0	0	7	8.1
COASTAL CAROLINA	12/07/24	*	26	2-4	.500	1-3	.333	0-0	.000	0	3	3	3.3	0	3	0	0	1	5	7.8
BOB JONES	12/12/24	*	14	3-6	.500	2-5	.400	1-1	1.000	0	3	3	3.3	0	0	3	0	0	9	7.9
at Florida St.	12/17/24	*	16	1-8	.125	1-7	.143	0-0	.000	0	0	0	3.0	3	0	0	0	0	3	7.5
MERCER	12/21/24	*	21	4-7	.571	4-7	.571	1-2	.500	0	5	5	3.1	1	0	2	0	1	13	7.9
at Indiana	12/29/24	*	28	4-8	.500	2-5	.400	0-0	.000	1	3	4	3.2	1	0	2	0	0	10	8.1
Totals		10	298	40-110	.364	27-86	.314	14-21	.667	12	36	48	3.2	19	9	13	0	4	121	8.1

Games played: 15
Minutes/game: 19.9
Points/game: 8.1
FG Pct: 36.4
3FG Pct: 31.4
FT Pct: 66.7

Rebounds/game: 3.2
Assists/game: 0.6
Turnovers/game: 0.9
Assist/turnover ratio: 0.7
Steals/game: 0.3

				Field Goals		3-Point		F-Throws		Rebounds									Scoring	
SEASON	TEAM	GP-GS	MIN/AVG	FG-FGA	FG%	3FG-3FGA	3FG%	FT-FTA	FT%	OFF	DEF	TOT	AVG	PF-FO	A	TO	BLK	STL	PTS	AVG
2024-25	Win	15-10	301/20.0	40-110	.364	27-86	.314	14-21	.667	12	36	48	3.2	19-0	9	13	0	4	121	8.1
TOTAL		15-10	301/20.0	40-110	.364	27-86	.314	14-21	.667	12	36	48	3.2	19-0	9	13	0	4	121	8.1



Kelton
Talford

4

Forward / 6-7 / 200 / Sr.
Great Falls, S.C.
(Great Falls H.S.)

CAREER HONORS

2024-25 Preseason All-Big South First Team | 2022-23 & 2023-24 First Team All-Conference
2023 All-Tournament Team (Cancun Challenge Mayan Division) | Big South Player of the Week
(12/23/22, 1/16/24)

CAREER HIGHS				BIG SOUTH			
Points	28	S.C. State (12/6/22)		Points	27	Radford (1/13/24)	
Minutes	38	three times		Minutes	38	Radford (1/13/24)	
FGM	11	at LSU (12/17/22)		FGM	10	Presbyterian College (1/4/23)	
FGA	15	at LSU (12/17/22)		FGA	14	High Point (1/27/24)	
3PTFGM	2	at Gardner-Webb (1/20/24)		3PTFGM	2	at Gardner-Webb 1/20/24)	
3PTFGA	3	at Gardner-Webb (1/20/24)		3PTFGA	3	at Gardner-Webb (1/20/24)	
FTM	11	Radford (1/13/24)		FTM	12	at Longwood (2/10/24)	
FTA	16	three times		FTA	16	two times	
Rebounds	16	Gardner-Webb (1/21/23)		Rebounds	16	Gardner-Webb (1/21/23)	
Assists	4	at Presbyterian (1/10/240)		Assists	4	at Presbyterian (1/10/24)	
Blocks	3	three times		Blocks	3	three times	
Steals	3	Elon (11/19/23)		Steals	2	six times	
Turnovers	5	two times		Turnovers	5	two times	

EXTRA DRIBBLE

- Averaged 15.0 ppg, 8.5 rpg while shooting 71 percent from the field vs. Upstate last season
- Became the program's all-time leader in games played (132) after 22 minutes at Indiana
- Has a double-double in two of the last three games after 18 points and 10 rebounds vs. Mercer (18th career double-double)
- Leads Big South with 53 offensive rebounds, 3rd in field goal percentage, 4th in rebounding and 9th in scoring (as of Dec. 29)
- He is currently the Big South Conference's career leader in field goal percentage at .635 (Heder Ambrose of Charleston Southern is next at .618 - played 1985-89)
- His career .635 field goal percentage is 12th best in the nation among active players
- Currently 1-of-14 active players with 1,500 points/700 rebounds (as of Dec. 29)
- Notched second 20-point game of the season with 21 vs. Coastal (17th career 20-point game)
- Surpassed Keon Johnson (610) for the most free throw attempts in program history with 619
- Went to the foul line a season-high 15 times vs. Coastal (11-of-15) and ranks 7th nationally in total free throw attempts for the season
- After 14 attempts vs. Mercer, now has 13 career games of 10 or more
- Moved into 5th on the program's all-time scoring list with 1,553 points (49th player in league history to reach 1,500)
- Reached 700 career rebounds and now ranks 3rd on Winthrop's all-time list with 783 (ranked T-21st all-time in Big South)
- Became 1-of-36 players in league history with 1,000 points and 700 rebounds and is now the 12th player in Big South history with 1,500 points and 750 or more rebounds
- He is the 4th Eagle in league history with 1,000 points and 700 rebounds
- In 2023-24 he made 23 consecutive free throws over the course of a three-game stretch (IUPUI/Elon/Georgia)
- Was in double-figures 28-of-30 games last season
- Last year he led the conference in field goal percentage (.669) and ranked 6th nationally
- Posted a career-high 28 points in the win over S.C. State (12-6-22)
- Averaged 21 points, 11 rebounds and 2 blocks per game as a senior at Great Falls
- Is a four-time All-Region selection / Three-time Region A Player of the Year
- Named All-State three times
- In addition to basketball, he lettered in baseball (2017/2018) and football (2017-20)
- Helped lead Great Falls to the 2020 1A State Championship
- In high school career he scored over 1,500 points and had more than 750 rebounds

Opponent	Date	gs	min	Total		3-Pointers		Free throws		Rebounds				pf	a	t/o	blk	stl	pts	avg
				fg-fga	pct	3fg-fga	pct	ft-fa	pct	off	def	tot	avg							
PIEDMONT	11/04/24	*	23	7-10	.700	0-0	.000	3-3	1.000	3	6	9	9.0	1	1	1	1	1	17	17.0
LITTLE ROCK	11/09/24	*	27	5-11	.455	0-0	.000	0-2	.000	6	3	9	9.0	1	2	2	1	2	10	13.5
at Virginia Tech	11/11/24	*	29	3-4	.750	0-0	.000	3-4	.750	1	2	3	7.0	3	0	2	0	1	9	12.0
WILLIAM & MARY	11/15/24	*	29	5-9	.556	0-0	.000	4-9	.444	2	4	6	6.8	4	1	3	2	0	14	12.5
GA. SOUTHERN	11/16/24	*	30	5-8	.625	0-0	.000	8-9	.889	1	5	6	6.6	5	0	3	1	3	18	13.6
N.C. CENTRAL	11/17/24	*	31	8-13	.615	0-0	.000	6-8	.750	6	4	10	7.2	4	0	2	0	2	22	15.0
at Louisville	11/22/24	*	31	6-12	.500	0-0	.000	3-3	1.000	6	3	9	7.4	3	1	1	0	1	15	15.0
LIU	11/25/24	*	27	7-10	.700	0-0	.000	4-6	.667	6	7	13	8.1	1	1	0	2	1	18	15.4
AVERETT	11/27/24	*	18	5-8	.625	0-0	.000	3-8	.375	2	1	3	7.6	3	0	0	0	2	13	15.1
at Queens (NC)	12/03/24	*	22	3-10	.300	0-0	.000	1-4	.250	3	6	9	7.7	3	1	3	0	2	7	14.3
COASTAL CAROLINA	12/07/24	*	28	5-10	.500	0-0	.000	11-15	.733	3	3	6	7.5	3	0	1	1	2	21	14.9
BOB JONES	12/12/24	*	21	6-7	.857	0-0	.000	7-10	.700	7	7	14	8.1	1	0	0	1	0	19	15.3
at Florida St.	12/17/24	*	26	2-5	.400	0-0	.000	4-6	.667	3	2	5	7.8	2	0	1	1	1	8	14.7
MERCER	12/21/24	*	31	4-9	.444	0-0	.000	10-14	.714	3	7	10	8.0	3	1	2	3	1	18	14.9
at Indiana	12/29/24	*	22	5-9	.556	0-0	.000	3-3	1.000	1	2	3	7.7	4	1	0	0	0	13	14.8
Totals		15	395	76-135	.563	0-0	.000	70-104	.673	53	62	115	7.7	41	9	21	13	19	222	14.8

Games played: 15
Minutes/game: 26.3
Points/game: 14.8
FG Pct: 56.3
FT Pct: 67.3

Rebounds/game: 7.7
Assists/game: 0.6
Turnovers/game: 1.4
Assist/turnover ratio: 0.4
Steals/game: 1.3
Blocks/game: 0.9

				Field Goals		3-Point		F-Throws		Rebounds				Scoring						
SEASON	TEAM	GP-GS	MIN/AVG	FG-FGA	FG%	3FG-3FGA	3FG%	FT-FTA	FT%	OFF	DEF	TOT	AVG	PF-FO	A	TO	BLK	STL	PTS	AVG
2020-21	Win	25-0	338/13.5	59-97	.608	0-0	.000	24-45	.533	49	45	94	3.8	48-0	6	22	4	10	142	5.7
2021-22	Win	31-5	522/16.8	101-150	.673	0-0	.000	62-101	.614	50	101	151	4.9	56-0	8	39	18	10	264	8.5
2022-23	Win	30-28	951/31.7	184-275	.669	0-1	.000	119-181	.657	89	157	246	8.2	74-3	20	64	18	11	487	16.2
2023-24	Win	31-28	844/27.2	153-245	.624	2-8	.250	130-188	.691	66	111	177	5.7	61-1	34	66	20	16	438	14.1
2024-25	Win	15-15	396/26.4	76-135	.563	0-0	.000	70-104	.673	53	62	115	7.7	41-1	9	21	13	19	222	14.8
TOTAL		132-76	3050/23.1	573-902	.635	2-9	.222	405-619	.654	307	476	783	5.9	280-5	77	212	73	66	1553	11.8



Yoro
Diallo

5

Forward / 6-8 / 210 / R-So.
Cincinnati, Ohio
(Moeller H.S.)

CAREER HONORS

CAREER HIGHS				BIG SOUTH			
Points	14	Toccoa Falls (12/29/23)		Points	4	at Charleston Southern (1/24/24)	
Minutes	23	Toccoa Falls (12/29/23)		Minutes	18	at Charleston Southern (1/24/24)	
FGM	7	Toccoa Falls (12/29/23)		FGM	2	at Charleston Southern (1/24/24)	
FGA	11	Toccoa Falls (12/29/23)		FGA	4	at Charleston Southern (1/24/24)	
3PTFGM	1	at Florida State (12/22/23)		3PTFGM			
3PTFGA	1	three times		3PTFGAs	1	two times	
FTM	2	three times		FTM	2	UNC Asheville (1/18/24)	
FTA	6	Little Rock (11/9/24)		FTA	2	two times	
Rebounds	12	Toccoa Falls (12/29/23)		Rebounds	7	Charleston Southern (2/7/24)	
Assists	3	two times		Assists	2	Charleston Southern (2/7/24)	
Blocks	2	at Queens (12/3/24)		Blocks			
Steals	3	two times		Steals	1	at Charleston Southern (1/24/24)	
Turnovers	2	five times		Turnovers	2	three times	

- EXTRA DRIBBLE
- Did not play at Indiana
 - Posted double-figures off the bench vs. Bob Jones with 10 and also hauled in six boards (first double-figure game of the season)
 - Had a career-high two blocks in the win at Queens, including one with under a minute to go to keep the three-point lead
 - Has come off the bench in all 11 games he’s played (missed the Virginia Tech game)
 - Had two assists vs. LIU (9th career multi-assist game)
 - Has 11 steals with four multi-steal games and has matched career-high of three in two games
 - Dished out a career-best three assists on 12/29/23 vs. Toccoa Falls
 - Made collegiate debut on Nov. 6 at Clemson (11/6/23)
 - Hauled in a career-high seven rebounds vs. Brevard and Bob Jones last season
 - Was an All-Team GCL basketball selection in 2022
 - Was an All-Team GCL soccer selection in 2021
 - Played soccer and basketball at Moeller H.S.
 - Entering high school he stepped away from basketball and played soccer for three seasons before returning to basketball for his senior season

Opponent	Date	gs	min	Total		3-Pointers		Free throws		Rebounds				pf	a	t/o	blk	stl	pts	avg
				fg-fga	pct	3fg-fga	pct	ft-fita	pct	off	def	tot	avg							
PIEDMONT	11/04/24		15	3-5	.600	0-1	.000	2-2	1.000	4	2	6	6.0	1	3	1	0	1	8	8.0
LITTLE ROCK	11/09/24		4	0-1	.000	0-0	.000	1-6	.167	1	1	2	4.0	0	0	2	0	2	1	4.5
WILLIAM & MARY	11/15/24		10	1-3	.333	0-1	.000	0-0	.000	0	1	1	3.0	2	2	2	1	3	2	3.7
GA. SOUTHERN	11/16/24		9	1-2	.500	0-0	.000	1-2	.500	0	0	0	2.3	2	0	1	0	2	3	3.5
N.C. CENTRAL	11/17/24		6	0-1	.000	0-1	.000	0-0	.000	0	0	0	1.8	2	0	0	0	0	0	2.8
at Louisville	11/22/24		9	0-2	.000	0-0	.000	0-0	.000	0	3	3	2.0	1	0	1	0	0	0	2.3
LIU	11/25/24		6	1-2	.500	0-0	.000	0-0	.000	0	1	1	1.9	0	2	0	0	0	2	2.3
AVERETT	11/27/24		10	1-2	.500	0-0	.000	2-6	.333	5	2	7	2.5	3	0	1	0	3	4	2.5
at Queens (NC)	12/03/24		10	0-0	.000	0-0	.000	0-0	.000	0	0	0	2.2	1	0	1	2	0	0	2.2
COASTAL CAROLINA	12/07/24		5	1-1	1.000	0-0	.000	1-2	.500	0	1	1	2.1	2	0	0	0	0	3	2.3
BOB JONES	12/12/24		11	5-6	.833	0-0	.000	0-0	.000	2	4	6	2.5	2	1	2	0	0	10	3.0
at Florida St.	12/17/24		4	0-1	.000	0-1	.000	0-0	.000	0	1	1	2.3	0	0	0	0	0	0	2.8
MERCER	12/21/24		0	0-0	.000	0-0	.000	0-0	.000	0	0	0	2.2	0	0	0	0	0	0	2.5
Totals		0	99	13-26	.500	0-4	.000	7-18	.389	12	16	28	2.2	16	8	11	3	11	33	2.5

Games played: 13
Minutes/game: 7.6
Points/game: 2.5
FG Pct: 50.0
3FG Pct: 0.0
FT Pct: 38.9

Rebounds/game: 2.2
Assists/game: 0.6
Turnovers/game: 0.8
Assist/turnover ratio: 0.7
Steals/game: 0.8
Blocks/game: 0.2

				Field Goals		3-Point		F-Throws		Rebounds									Scoring	
SEASON	TEAM	GP-GS	MIN/AVG	FG-FGA	FG%	3FG-3FGA	3FG%	FT-FTA	FT%	OFF	DEF	TOT	AVG	PF-FO	A	TO	BLK	STL	PTS	AVG
2023-24	Win	29-0	251/8.7	20-40	.500	1-8	.125	6-13	.462	21	42	63	2.2	29-2	15	12	4	7	47	1.6
2024-25	Win	13-0	99/7.6	13-26	.500	0-4	.000	7-18	.389	12	16	28	2.2	16-0	8	11	3	11	33	2.5
TOTAL		42-0	351/8.3	33-66	.500	1-12	.083	13-31	.419	33	58	91	2.2	45-2	23	23	7	18	80	1.9



Cam Christy

8

Guard / 6-4 / 200 / Jr.
Walton, Ky.
(Mount St. Joseph Univ.)

CAREER HONORS

- EXTRA DRIBBLE
- Posted four points in the final three minutes of win over Bob Jones
 - Saw first action as an Eagle in the season opener with three minutes against Piedmont
 - Walk-on and did not play in 2023-24
 - 2021 and 2022 All-District Selection
 - 2020, 2021, 2022 All-Conference Selection
 - 2022 All-Region Selection

CAREER HIGHS			BIG SOUTH		
Points	4	Bob Jones (12/12/24)	Points		
Minutes	3	three times	Minutes		
FGM	2	Bob Jones (12/12/24)	FGM		
FGA	3	two times	FGA		
3PTFGM			3PTFGM		
3PTFGA	1	two times	3PTFGAs		
FTM	1	Piedmont (11/4/24)	FTM		
FTA	2	Piedmont (11/4/24)	FTA		
Rebounds	3	Piedmont (11/4/24)	Rebounds		
Assists	1	Piedmont (11/4/24)	Assists		
Blocks			Blocks		
Steals			Steals		
Turnovers	1	Bob Jones (12/12/24)	Turnovers		

Opponent	Date	gs	min	Total		3-Pointers		Free throws		Rebounds				pf	a	t/o	blk	stl	pts	avg
				fg-fga	pct	3fg-fga	pct	ft-fta	pct	off	def	tot	avg							
PIEDMONT	11/04/24	3		0-1	.000	0-1	.000	1-2	.500	1	2	3	3.0	0	1	0	0	0	1	1.0
LITTLE ROCK	11/09/24	1		0-0	.000	0-0	.000	0-0	.000	0	0	0	1.5	0	0	0	0	0	0	0.5
LIU	11/25/24	1		0-1	.000	0-0	.000	0-0	.000	0	0	0	1.0	1	0	0	0	0	0	0.3
AVERETT	11/27/24	3		0-3	.000	0-0	.000	0-0	.000	0	1	1	1.0	0	0	0	0	0	0	0.3
BOB JONES	12/12/24	3		2-3	.667	0-1	.000	0-0	.000	1	0	1	1.0	0	0	1	0	0	4	1.0
Totals		0	11	2-8	.250	0-2	.000	1-2	.500	2	3	5	1.0	1	1	1	0	0	5	1.0

Games played: 5
Minutes/game: 2.2
Points/game: 1.0
FG Pct: 25.0
3FG Pct: 0.0
FT Pct: 50.0

Rebounds/game: 1.0
Assists/game: 0.2
Turnovers/game: 0.2
Assist/turnover ratio: 1.0

				Field Goals		3-Point		F-Throws		Rebounds										Scoring	
SEASON	TEAM	GP-GS	MIN/AVG	FG-FGA	FG%	3FG-3FGA	3FG%	FT-FTA	FT%	OFF	DEF	TOT	AVG	PF-FO	A	TO	BLK	STL	PTS	AVG	
2024-25	Win	5-0	11/2.2	2-8	.250	0-2	.000	1-2	.500	2	3	5	1.0	1-0	1	1	0	0	5	1.0	
TOTAL		5-0	11/2.2	2-8	.250	0-2	.000	1-2	.500	2	3	5	1.0	1-0	1	1	0	0	5	1.0	



Nick Johnson 10

Guard / 6-4 / 200 / Sr.
Bronx, N.Y.
(New Hampshire)

CAREER HONORS

2022-23 America East All-Conference Third Team | 2022-23 America East All-Defensive Team

CAREER HIGHS				BIG SOUTH			
Points	22	Mercer (12/21/24)		Points	20	Radford (1/13/24)	
Minutes	47	Radford (1/13/24)		Minutes	47	Radford (1/13/24)	
FGM	9	Bryant (1/14/23)		FGM	8	Radford (1/13/24)	
FGA	17	at UMASS Lowell (3/7/23)		FGA	11	Radford (1/13/24)	
3PTFGM	4	two times		3PTFGM	4	Radford (1/13/24)	
3PTFGA	8	two times		3PTFGAs	8	Radford (1/13/24)	
FTM	9	three times		FTM	9	USC Upstate (2/24/24)	
FTA	13	at UMASS Lowell (3/7/23)		FTA	11	at USC Upstate (1/6/24)	
Rebounds	16	Vermont (1/8/23)		Rebounds	7	Longwood (1/3/24)	
Assists	5	at Little Rock (12/10/23)		Assists	4	UNC Asheville (1/18/24)	
Blocks	3	two times		Blocks	1	four times	
Steals	4	three times		Steals	3	five times	
Turnovers	5	two times		Turnovers	5	Radford (1/13/24)	

EXTRA DRIBBLE

- Averaged 12.0 ppg, 3.5 rpg, 3.0 apg, and 2.0 spg in two meetings with Upstate last season
- Led the team with a career-high 22 points in the win over Mercer (second 20-point game of the season)
- Has been in double-figures the last six games
- As a starter (9 games) he's averaging 12.9 ppg, 2.6 rpg and 1.6 spg while shooting 47 percent from the field and 75 percent at the foul line
- Last year he was second on the team with 159 free throw attempts in all games and vs. Big South opponents with 88 (shot 62 percent in all games, 66 percent in Big South)
- This season he's 3rd on the team in free throw attempts and is shooting 72 percent (79 percent in last seven games going 34-for-43)
- Scored 13 of his 17 points in the second half of the loss at FSU
- Scored 17 points off the bench in the win vs. N.C. Central, two days after posting 17 points in the win over William & Mary
- Has a steal in 14-of-15 games (12 straight), nabbing 22 on the year for a career total of 137 and six multi-steal games
- Ranks 5th in the Big South in steals per game (1.5) and 24th in scoring (10.9)
- Surpassed 1,000 career points in the win at Radford last season (now has 1,208)
- Had 13 multi-steal games last season and ranked 4th in the league (1.4)
- Team is 7-1 in games he's scored 10 or more and in his two-year career as an Eagle the team is 19-8 when he reaches double-digits
- Had 44 steals in 2023-24, the first Eagle with 40 or more in a single-season since 2019-20 when Chandler Vaudrin had 45
- Had three steals at Longwood, his seventh game this season with 3 or more
- Reached 100 career steals with a swipe in the win over Radford
- Dished out a career-high five assists in the win at Little Rock
- Scored a season-high 14 points in back-to-back games (Drexel/Holy Cross)
- Last season at New Hampshire he played in 25 games with 23 starts and was second on the team in scoring (12.8 ppg)
- Ranked 3rd in the America East in steals per game (1.4)
- Posted 20 or more points five times in 2022-23
- Recorded a double-double in back-to-back games (vs. Vermont/at Maine)
- Led All Hallows H.S. to a Class A CHSAA regular season title in 2019
- Averaged 21.7 ppg, 8.2 rpg, 4.9 apg, and 1.6 spg in his senior season
- Was named the Class A Player of the Year

Opponent	Date	gs	min	Total		3-Pointers		Free throws		Rebounds				pf	a	t/o	blk	stl	pts	avg
				fg-fga	pct	3fg-fga	pct	ft-fa	pct	off	def	tot	avg							
PIEDMONT	11/04/24		17	2-7	.286	1-3	.333	0-1	.000	2	1	3	3.0	1	2	0	0	1	5	5.0
LITTLE ROCK	11/09/24		15	0-4	.000	0-3	.000	1-2	.500	1	3	4	3.5	4	2	3	1	2	1	3.0
at Virginia Tech	11/11/24		23	0-5	.000	0-3	.000	2-4	.500	0	3	3	3.3	2	2	0	1	0	2	2.7
WILLIAM & MARY	11/15/24		28	4-9	.444	3-7	.429	6-6	1.000	0	1	1	2.8	2	0	0	0	3	17	6.3
GA. SOUTHERN	11/16/24		27	1-6	.167	0-2	.000	4-6	.667	2	1	3	2.8	1	0	3	0	1	6	6.2
N.C. CENTRAL	11/17/24		29	5-7	.714	2-3	.667	5-8	.625	0	1	1	2.5	2	2	1	1	1	17	8.0
at Louisville	11/22/24	*	20	1-6	.167	1-4	.250	0-1	.000	0	2	2	2.4	5	2	4	0	1	3	7.3
LIU	11/25/24	*	22	5-8	.625	0-2	.000	1-3	.333	2	0	2	2.4	4	0	2	2	2	11	7.8
AVERETT	11/27/24	*	17	1-3	.333	0-0	.000	5-6	.833	0	0	0	2.1	1	2	0	0	1	7	7.7
at Queens (NC)	12/03/24	*	28	7-12	.583	2-5	.400	4-7	.571	1	2	3	2.2	3	1	4	0	3	20	8.9
COASTAL CAROLINA	12/07/24	*	34	4-8	.500	2-3	.667	5-5	1.000	0	1	1	2.1	1	3	1	1	2	15	9.5
BOB JONES	12/12/24	*	20	4-5	.800	2-2	1.000	1-2	.500	0	1	1	2.0	1	3	4	0	1	11	9.6
at Florida St.	12/17/24	*	27	4-14	.286	1-6	.167	8-8	1.000	0	3	3	2.1	2	1	3	0	1	17	10.2
MERCER	12/21/24	*	32	7-11	.636	2-4	.500	6-9	.667	2	3	5	2.3	4	2	2	0	2	22	11.0
at Indiana	12/29/24	*	29	2-7	.286	1-4	.250	5-6	.833	2	4	6	2.5	5	2	1	1	1	10	10.9
Totals		9	368	47-112	.420	17-51	.333	53-74	.716	12	26	38	2.5	38	24	28	7	22	164	10.9

Games played: 15
Minutes/game: 24.5
Points/game: 10.9
FG Pct: 42.0
3FG Pct: 33.3
FT Pct: 71.6

Rebounds/game: 2.5
Assists/game: 1.6
Turnovers/game: 1.9
Assist/turnover ratio: 0.9
Steals/game: 1.5
Blocks/game: 0.5

				Field Goals		3-Point		F-Throws		Rebounds				Scoring						
SEASON	TEAM	GP-GS	MIN/AVG	FG-FGA	FG%	3FG-3FGA	3FG%	FT-FTA	FT%	OFF	DEF	TOT	AVG	PF-FO	A	TO	BLK	STL	PTS	AVG
2020-21	UNH	19-11	470/24.7	57-126	.452	7-21	.333	30-64	.469	18	65	83	4.4	43-1	24	27	7	16	151	7.9
2021-22	UNH	28-27	794/28.4	89-184	.484	16-56	.286	48-78	.615	32	89	121	4.3	70-2	36	35	16	22	242	8.6
2022-23	UNH	25-23	835/33.4	104-278	.374	34-91	.374	77-126	.611	43	81	124	5.0	62-0	26	45	9	34	319	12.8
2023-24	Win	32-28	889/27.8	99-236	.419	35-99	.354	99-159	.623	32	79	111	3.5	63-1	55	59	9	44	332	10.4
2024-25	Win	15-9	367/24.4	47-112	.420	17-51	.333	53-74	.716	12	26	38	2.5	38-2	24	28	7	22	164	10.9
TOTAL FOR Win		47-37	1255/26.7	146-348	.420	52-150	.347	152-233	.652	44	105	149	3.2	101-3	79	87	16	66	496	10.6
TOTAL		119-98	3354/28.2	396-936	.423	109-318	.343	307-501	.613	137	340	477	4.0	276-6	165	194	48	138	1208	10.2



Kasen Harrison

11

Guard / 6-2 / 200 / Sr.
Beaumont, Texas
(Lamar Univ.)

CAREER HONORS

CAREER HIGHS				BIG SOUTH			
Points	27	at High Point (2/28/24)		Points	27	at High Point (2/28/24)	
Minutes	46	two times		Minutes	46	Radford (1/13/24)	
FGM	10	at High Point (2/28/24)		FGM	10	at High Point (2/28/24)	
FGA	17	at High Point (2/28/24)		FGA	17	at High Point (2/28/24)	
3PTFGM	6	Campbell (2/22/23)		3PTFGM	6	Campbell (2/22/23)	
3PTFGA	7	three times		3PTFGAs	6	Campbell (2/22/23)	
FTM	12	Georgia Southern (11/16/24)		FTM	9	three times	
FTA	14	at Longwood (1/7/23)		FTA	14	at Longwood (1/7/23)	
Rebounds	9	Wiley (11/9/21)		Rebounds	6	two times	
Assists	8	two times		Assists	7	USC Upstate (2/11/23)	
Blocks	1	11 times		Blocks	1a	t Longwood (1/7/23)	
Steals	4	five times		Steals	3	four times	
Turnovers	6	two times		Turnovers	5	at Longwood (1/7/23)	

EXTRA DRIBBLE

- Averaged 10.0 ppg, 3.5 apg vs. Upstate last season
- Had three steals at Indiana, his 4th game with three or more and sixth multi-steal game of the season
- Posted second 20-point game of the season with 20 in the win over Mercer as he was 7-of-11 from the floor
- Led the Eagles with five assists in the loss at FSU
- Scored in double-figures the first seven games, including a season-high 24 against Georgia Southern
- Tied a career-best four steals against Little Rock
- 6th in Big South for assists per game (3.33) and 8th in steals per game (1.40)
- Was 1-of-3 Eagles reach 1,000 career points in 2023-24
- Moved past 400 career assists (428) and has 277 as an Eagle
- If he can average at least 2.9 assists per game the remainder of the year he'll crack the Top 10 all-time (10th is Andre Smith - 322)
- Knocked down a career-best six threes as he was a perfect 6-for-6 behind the arc in win over Campbell (2/22/23)
- No Winthrop player in the last 19 seasons has been perfect behind the arc when making five or more in a game
- Transferred from Lamar where he was a two-year starter
- As a sophomore he battled his way through injuries and played 16 games
- In the 16 games he averaged 10.7 ppg, 3.0 rpg and 3.2 apg
- He led all freshmen in scoring in the Southland Conference after posting 13.1 ppg in his first season
- Also ranked 5th in the Southland for assists per game (4.0) and 7th in steals (1.48)
- Was a PHTX Top 100 prospect out of Texas (58th overall) and was rated the No. 6 player by RCSsports.com

Opponent	Date	gs	min	Total		3-Pointers		Free throws		Rebounds				pf	a	t/o	blk	stl	pts	avg	
				fg-fga	pct	3fg-fga	pct	ft-fa	pct	off	def	tot	avg								
PIEDMONT	11/04/24	*	20	5-9	.556	0-2	.000	4-4	1.000	0	1	1	1.0	1	4	0	0	0	14	14.0	
LITTLE ROCK	11/09/24	*	29	3-4	.750	0-1	.000	7-8	.875	0	4	4	2.5	3	4	2	0	4	13	13.5	
at Virginia Tech	11/11/24	*	33	8-14	.571	1-5	.200	2-3	.667	0	1	1	2.0	3	2	4	0	0	19	15.3	
WILLIAM & MARY	11/15/24	*	32	5-13	.385	0-1	.000	5-6	.833	0	3	3	2.3	2	3	1	0	3	15	15.3	
GA. SOUTHERN	11/16/24	*	31	6-8	.750	0-0	.000	12-13	.923	1	4	5	2.8	2	2	6	1	0	24	17.0	
N.C. CENTRAL	11/17/24	*	36	5-8	.625	1-2	.500	2-3	.667	0	6	6	3.3	1	6	2	0	2	13	16.3	
at Louisville	11/22/24	*	34	4-12	.333	0-1	.000	2-3	.667	0	0	0	2.9	4	3	3	0	2	10	15.4	
LIU	11/25/24	*	27	2-6	.333	0-1	.000	2-6	.333	0	3	3	2.9	1	2	1	0	1	6	14.3	
AVERETT	11/27/24	*	25	5-8	.625	2-2	1.000	3-3	1.000	0	5	5	3.1	1	4	2	0	0	15	14.3	
at Queens (NC)	12/03/24	*	24	5-8	.625	0-0	.000	5-6	.833	0	3	3	3.1	2	4	0	1	0	15	14.4	
COASTAL CAROLINA	12/07/24	*	27	8-12	.667	2-2	1.000	1-1	1.000	0	1	1	2.9	3	2	1	0	1	19	14.8	
BOB JONES	12/12/24	*	22	2-5	.400	0-1	.000	0-0	.000	0	3	3	2.9	0	2	2	0	3	4	13.9	
at Florida St.	12/17/24	*	31	1-4	.250	0-1	.000	1-3	.333	1	2	3	2.9	1	5	0	0	1	3	13.1	
MERCER	12/21/24	*	29	7-11	.636	1-3	.333	5-8	.625	0	3	3	2.9	2	3	2	1	1	20	13.6	
at Indiana	12/29/24	*	33	4-11	.364	1-1	1.000	5-6	.833	0	1	1	2.8	3	4	3	0	3	14	13.6	
Totals			15	433	70-133	.526	8-23	.348	56-73	.767	2	40	42	2.8	29	50	29	3	21	204	13.6

Games played: 15
Minutes/game: 28.9
Points/game: 13.6
FG Pct: 52.6
3FG Pct: 34.8
FT Pct: 76.7

Rebounds/game: 2.8
Assists/game: 3.3
Turnovers/game: 1.9
Assist/turnover ratio: 1.7
Steals/game: 1.4
Blocks/game: 0.2

				Field Goals		3-Point		F-Throws		Rebounds				Scoring						
SEASON	TEAM	GP-GS	MIN/AVG	FG-FGA	FG%	3FG-3FGA	3FG%	FT-FTA	FT%	OFF	DEF	TOT	AVG	PF-FO	A	TO	BLK	STL	PTS	AVG
2020-21	Lamar	25-20	805/32.2	115-241	.477	15-31	.484	83-103	.806	23	47	70	2.8	62-0	100	72	1	37	328	13.1
2021-22	Lamar	16-12	470/29.4	62-163	.380	13-53	.245	34-46	.739	19	29	48	3.0	23-0	51	41	0	17	171	10.7
2022-23	Win	29-26	931/32.1	111-231	.481	28-62	.452	83-110	.755	5	66	71	2.4	73-3	111	71	5	34	333	11.5
2023-24	Win	31-29	977/31.5	111-264	.420	28-92	.304	99-131	.756	19	75	94	3.0	65-0	118	62	4	38	349	11.3
2024-25	Win	15-15	435/29.0	70-133	.526	8-23	.348	56-73	.767	2	40	42	2.8	29-0	50	29	3	21	204	13.6
TOTAL FOR Win		75-70	2343/31.2	292-628	.465	64-177	.362	238-314	.758	26	181	207	2.8	167-3	279	162	12	93	886	11.8
TOTAL		116-102	3618/31.2	469-1032	.454	92-261	.352	355-463	.767	68	257	325	2.8	252-3	430	275	13	147	1385	11.9



K.J.
Doucet

12

Forward / 6-7 / 230 / Sr.
Austell, Ga.
(Fort Valley State)

CAREER HONORS

2024-25 Big South Preseason Second Team All-Conference | 2022-23 SIAC Player of the Year | 2022-23 All-SIAC First Team | 2022-23 Div. II Conference Commissioner's Association (D2CCA) All-South Regional Team | 2022-23 D2 HBCU All-America First Team | 2021-22 SIAC Freshman of the Year

CAREER HIGHS				BIG SOUTH			
Points	31	Edward Waters (2/28/23)		Points	28	at Charleston Sou. (1/24/24)	
Minutes	39	Edward Waters (2/28/23)		Minutes	32	UNC Asheville (1/6/24)	
FGM	11	two times		FGM	11	two times	
FGA	28	Edward Waters (2/28/23)		FGA	17	at Radford (2/15/24)	
3PTFGM	4	four times		3PTFGM	3	three times	
3PTFGA	10	three times		3PTFGAs	10	UNC Asheville (1/18/24)	
FTM	13	Edward Waters (2/28/23)		FTM	8	at Longwood (2/10/24)	
FTA	17	Edward Waters (2/28/23)		FTA	11	at Longwood (2/10/24)	
Rebounds	13	Kentucky St. (2/28/22)		Rebounds	8	Charleston Sou. (2/7/24)	
Assists	5	three times		Assists	4	at Charleston Sou. (1/24/24)	
Blocks	3	Savannah St (2/9/22)		Blocks	2	at USC Upstate (1/6/24)	
Steals	4	two times		Steals	4	UNC Asheville (1/18/24)	
Turnovers	6	Univ. of Ft. Lauderdale (12/30/22)		Turnovers	5	Longwood (1/3/24)	

EXTRA DRIBBLE

- Posted a double-double of 14 points, 12 rebounds at Indiana
- Failed to reach double-figures for the first time this season in the loss at FSU (8 points) and did so in back-to-back games
- Ranks 40th in the nation in free throw attempts (82) and 5th in the Big South
- Second on the team in scoring, 14th in the Big South (14.0)
- He is 1-of-5 Big South players ranked in the Top 15 of scoring and rebounding
- His 14 points pushed him past 1,500 career points (1,503) and
- Poured in a season-high 23 points in the win over Coastal
- Posted his second double-double in a three-game span with 13 points, 10 rebounds at Louisville
- Put up a double-double of 18 points, 10 rebounds against Georgia Southern
- Had 19 games in double-figures in 2023-24, including a stretch of three straight games with 20 or more points in December
- Last season he ranked 19th in the Big South in scoring (12.4), 11th in free throw percentage (.715) and 14th in three-pointers per game (1.6)
- Scored nine points vs. Toccoa Falls to reach 1,100 career points (reached 1,000 at Coastal Carolina) and surpassed 1,200 in the home win over the Bucs
- Transfer from Fort Valley State
- Scored double-figures in 28-of-29 games played last season and had 20 or more points in nine games
- Scored a career-high 31 points vs. Edward Waters in the final game of the season
- Led the team in scoring his freshman season as well as field goals made, three-point field goals made, free throws made, free throw percentage, total rebounds, defensive rebounds and rebounds per game

Opponent	Date	gs	min	Total		3-Pointers		Free throws		Rebounds				pf	a	t/o	blk	stl	pts	avg	
				fg-fga	pct	3fg-fga	pct	ft-fita	pct	off	def	tot	avg								
PIEDMONT	11/04/24	*	18	6-9	.667	1-2	.500	0-1	.000	3	3	6	6.0	2	1	2	0	1	13	13.0	
LITTLE ROCK	11/09/24	*	27	4-7	.571	3-5	.600	6-8	.750	1	6	7	6.5	2	1	4	0	2	17	15.0	
at Virginia Tech	11/11/24	*	30	7-12	.583	3-4	.750	0-2	.000	2	4	6	6.3	4	0	3	0	0	17	15.7	
WILLIAM & MARY	11/15/24	*	9	4-4	1.000	1-1	1.000	2-4	.500	2	1	3	5.5	5	0	1	0	0	11	14.5	
GA. SOUTHERN	11/16/24	*	27	6-11	.545	2-4	.500	4-9	.444	0	10	10	6.4	4	2	3	0	1	18	15.2	
N.C. CENTRAL	11/17/24	*	23	3-6	.500	0-1	.000	4-4	1.000	2	1	3	5.8	4	0	2	0	2	10	14.3	
at Louisville	11/22/24	*	23	5-11	.455	2-4	.500	1-6	.167	6	4	10	6.4	3	0	3	0	1	13	14.1	
LIU	11/25/24	*	27	6-10	.600	1-2	.500	4-4	1.000	0	4	4	6.1	1	2	1	0	1	17	14.5	
AVERETT	11/27/24	*	23	4-7	.571	0-0	.000	6-6	1.000	1	5	6	6.1	1	1	1	0	1	14	14.4	
at Queens (NC)	12/03/24	*	27	4-8	.500	0-3	.000	5-7	.714	0	5	5	6.0	4	2	1	1	1	13	14.3	
COASTAL CAROLINA	12/07/24	*	31	6-10	.600	1-5	.200	10-14	.714	0	3	3	5.7	3	2	0	0	1	23	15.1	
BOB JONES	12/12/24	*	23	4-6	.667	1-2	.500	4-5	.800	1	5	6	5.8	2	3	4	0	1	13	14.9	
at Florida St.	12/17/24	*	26	4-9	.444	0-1	.000	0-0	.000	2	4	6	5.8	2	0	4	1	0	8	14.4	
MERCER	12/21/24	*	28	2-8	.250	0-2	.000	5-10	.500	2	3	5	5.7	2	1	4	0	0	9	14.0	
at Indiana	12/29/24	*	31	6-19	.316	1-7	.143	1-2	.500	4	8	12	6.1	3	0	3	0	0	14	14.0	
Totals			15	373	71-137	.518	16-43	.372	52-82	.634	26	66	92	6.1	42	15	36	2	12	210	14.0

Games played: 15
Minutes/game: 24.9
Points/game: 14.0
FG Pct: 51.8
3FG Pct: 37.2
FT Pct: 63.4

Rebounds/game: 6.1
Assists/game: 1.0
Turnovers/game: 2.4
Assist/turnover ratio: 0.4
Steals/game: 0.8
Blocks/game: 0.1

				Field Goals		3-Point		F-Throws		Rebounds				Scoring						
SEASON	TEAM	GP-GS	MIN/AVG	FG-FGA	FG%	3FG-3FGA	3FG%	FT-FTA	FT%	OFF	DEF	TOT	AVG	PF-FO	A	TO	BLK	STL	PTS	AVG
2021-22	FVSU	28-28	803/28.7	133-332	.401	40-121	.331	106-137	.774	23	125	148	5.3	94-5	43	60	11	32	412	14.7
2022-23	FVSU	29-29	845/29.1	149-358	.416	34-108	.315	152-201	.756	45	107	152	5.2	99-6	59	73	7	32	484	16.7
2023-24	Win	32-30	766/23.9	129-291	.443	51-144	.354	88-123	.715	39	99	138	4.3	97-8	44	64	9	19	397	12.4
2024-25	Win	15-15	373/24.8	71-137	.518	16-43	.372	52-82	.634	26	66	92	6.1	42-1	15	36	2	12	210	14.0
TOTAL FOR Win		47-45	1139/24.2	200-428	.467	67-187	.358	140-205	.683	65	165	230	4.9	139-9	59	100	11	31	607	12.9
TOTAL		104-102	2787/26.8	482-1118	.431	141-416	.339	398-543	.733	133	397	530	5.1	332-20	161	233	29	95	1503	14.5



Clay
Howard

13

Guard / 6-3 / 180 / Jr.
Aiken, S.C.
(Aiken H.S.)

CAREER HONORS

CAREER HIGHS			BIG SOUTH		
Points	3	Toccoa Falls (11/29/22)	Points	2	at Charleston Sou. (1/24/24)
Minutes	10	Toccoa Falls (11/29/22)	Minutes	2	at Charleston Sou. (1/24/24)
FGM	1	Toccoa Falls (11/29/22)	FGM	1	at Charleston Sou. (1/24/24)
FGA	3	Toccoa Falls (11/29/22)	FGA	1	at Charleston Sou. (1/24/24)
3PTFGM	1	Toccoa Falls (11/29/22)	3PTFGM		
3PTFGAs	3	Toccoa Falls (11/29/22)	3PTFGAs		
FTM	1	IUPUI (11/18/23)	FTM		
FTA	2	IUPUI (11/18/23)	FTA		
Rebounds	1	three times	Rebounds		
Assists			Assists		
Blocks			Blocks		
Steals	1	three times	Steals		
Turnovers	1	Toccoa Falls (11/29/22)	Turnovers		

EXTRA DRIBBLE

- Has not played in a game this season
- Scored a career-high eight points in four minutes off the bench vs. Toccoa Falls
- Hit multiple threes in the game for first time in his collegiate career
- Off the bench for a season-high five minutes vs. Brevard
- In 2022-23 he played a career-high 10 minutes vs. Toccoa Falls and scored first collegiate points with a three
- Saw first action in final minute of win over Eastern Michigan
- Was a team captain in high school and graduated Magna Cum Laude

				Field Goals		3-Point		F-Throws		Rebounds									Scoring	
SEASON	TEAM	GP-GS	MIN/AVG	FG-FGA	FG%	3FG-3FGA	3FG%	FT-FTA	FT%	OFF	DEF	TOT	AVG	PF-FO	A	TO	BLK	STL	PTS	AVG
2022-23	Win	3-0	11/3.6	1-3	.333	1-3	.333	0-0	.000	0	1	1	0.3	2-0	0	1	0	1	3	1.0
2023-24	Win	7-0	19/2.7	4-11	.364	2-5	.400	1-3	.333	0	2	2	0.3	1-0	0	0	0	3	11	1.6
TOTAL		10-0	30/3.0	5-14	.357	3-8	.375	1-3	.333	0	3	3	0.3	3-0	0	1	0	4	14	1.4



Noah Van Bibber14

Guard / 6-5 / 190 / So.
Debary, Fla.
(Concord Academy)

CAREER HONORS

CAREER HIGHS			BIG SOUTH		
Points	22	Holy Cross (11/17/23)	Points	8	USC Upstate (2/24/24)
Minutes	19	Brevard (11/8/23)	Minutes	9	USC Upstate (2/24/24)
FGM	6	Holy Cross (11/17/23)	FGM	2	USC Upstate (2/24/24)
FGA	9	Holy Cross (11/17/23)	FGA	3	USC Upstate (2/24/24)
3PTFGM	6	Holy Cross (11/17/23)	3PTFGM	2	USC Upstate (2/24/24)
3PTFGAs	8	Holy Cross (11/17/23)	3PTFGAs	3	USC Upstate (2/24/24)
FTM	4	Holy Cross (11/17/23)	FTM	2	USC Upstate (2/24/24)
FTA	4	Holy Cross (11/17/23)	FTA	3	USC Upstate (2/24/24)
Rebounds	5	Brevard (11/8/23)	Rebounds	1	Charleston Sou. (2/7/24)
Assists	1	two times	Assists		
Blocks			Blocks		
Steals	1	Queens (12/5/23)	Steals		
Turnovers	2	two times	Turnovers	1	at Charleston Sou. (1/24/24)

EXTRA DRIBBLE

- Played six minutes off the bench vs. Bob Jones, finishing with three points and a rebound
- Was 2-for-3 in the opener vs. Piedmont, but is 1-for-8 since
- One of the first off the bench vs. N.C. Central but finished with just three minutes
- Saw a season-high 10 minutes in the opener vs. Piedmont, finishing the game with six points on 2-of-3 shooting behind the arc
- Came off the bench to score a career-high 22 points in the win over Holy Cross (11/17/23)
- Knocked down six threes in the game
- Was the first Winthrop freshman with a 20-point game since D.J. Burns Jr. had 23 at Charleston Southern on Jan. 30, 202
- The last freshman guard to score 20 or more points was Russell Jones Jr. on Dec. 12, 2019 vs. Elon

Opponent	Date	gs	min	Total		3-Pointers		Free throws		Rebounds				pf	a	t/o	blk	stl	pts	avg
				fg-fga	pct	3fg-fga	pct	ft-fga	pct	off	def	tot	avg							
PIEDMONT	11/04/24		10	2-3	.667	2-3	.667	0-0	.000	0	1	1	1.0	0	0	0	0	0	6	6.0
LITTLE ROCK	11/09/24		1	0-0	.000	0-0	.000	0-0	.000	0	0	0	0.5	0	0	0	0	0	0	3.0
N.C. CENTRAL	11/17/24		3	0-2	.000	0-2	.000	0-0	.000	0	0	0	0.3	1	0	0	0	0	0	2.0
LIU	11/25/24		8	1-4	.250	1-3	.333	0-0	.000	0	1	1	0.5	0	0	0	0	0	3	2.3
AVERETT	11/27/24		6	0-4	.000	0-3	.000	0-0	.000	1	1	2	0.8	0	0	0	0	0	0	1.8
BOB JONES	12/12/24		6	1-2	.500	1-2	.500	0-0	.000	0	1	1	0.8	1	0	0	0	0	3	2.0
Totals		0	34	4-15	.267	4-13	.308	0-0	.000	1	4	5	0.8	2	0	0	0	0	12	2.0

Games played: 6
Minutes/game: 5.7
Points/game: 2.0
FG Pct: 26.7
3FG Pct: 30.8

Rebounds/game: 0.8

				Field Goals		3-Point		F-Throws		Rebounds										Scoring	
SEASON	TEAM	GP-GS	MIN/AVG	FG-FGA	FG%	3FG-3FGA	3FG%	FT-FTA	FT%	OFF	DEF	TOT	AVG	PF-FO	A	TO	BLK	STL	PTS	AVG	
2023-24	Win	18-0	159/8.8	21-66	.318	16-52	.308	12-14	.857	10	12	22	1.2	29-0	2	7	0	1	70	3.9	
2024-25	Win	6-0	33/5.5	4-15	.267	4-13	.308	0-0	.000	1	4	5	0.8	2-0	0	0	0	0	12	2.0	
TOTAL		24-0	192/8.0	25-81	.309	20-65	.308	12-14	.857	11	16	27	1.1	31-0	2	7	0	1	82	3.4	



Tommy Kamarad 15

Forward / 6-8 / 205 / Sr.
Buford, Ga.
(Arkansas Tech)

CAREER HONORS

CAREER HIGHS				BIG SOUTH			
Points	22	five times		Points			
Minutes	38	at Southeastern Oklahoma (2/1/24)		Minutes			
FGM	9	at Oklahoma Baptist (1/11/24)		FGM			
FGA	15	at Southeastern Oklahoma (2/1/24)		FGA			
3PTFGM	5	three times		3PTFGM			
3PTFGA	10	at Southeastern Oklahoma (2/1/24)		3PTFGAs			
FTM	8	two times		FTM			
FTA	8	two times		FTA			
Rebounds	11	Northwestern Oklahoma (3/9/24)		Rebounds			
Assists	4	Ouachita Baptist (12/2/23)		Assists			
Blocks	3	four times		Blocks			
Steals	3	two times		Steals			
Turnovers	2	Piedmont (11/4/24)		Turnovers			

EXTRA DRIBBLE

- Had three rebounds off bench vs. Mercer, his sixth game of the season with three or more
- Solid game off the bench vs. LIU with seven points, a rebound, assist, two blocks and a steal in 12 minutes
- 4-for-8 behind the arc in the first two games, just 1-for-23 since
- After failing to score in four of the previous five games he's scored in four straight (10 points)
- Posted a season-high 13 points in the win over Little Rock
- Seen double-digit minutes in 10-of-12 games with a season-high 20 vs. William & Mary
- Started the first five games of the season (5.2 ppg, 4.6 rpg)
- Had 26 points in first four games and just two in the last three
- After starting the season 4-for-8 behind the arc, he's 0-for-9 since
- Played the last two seasons at Arkansas Tech, starting 58-of-63 games played
- Helped the team to a Great American Conference Championship
- Named to the GACC All-Tournament Team
- Began career at Otero Junior College where he played 45 games

Opponent	Date	gs	min	Total		3-Pointers		Free throws		Rebounds											
				fg-fga	pct	3fg-fga	pct	ft-fta	pct	off	def	tot	avg	pf	a	t/o	blk	stl	pts	avg	
PIEDMONT	11/04/24	*	16	2-5	.400	1-4	.250	2-3	.667	1	6	7	7.0	1	0	2	1	0	7	7.0	
LITTLE ROCK	11/09/24	*	13	4-6	.667	3-4	.750	2-5	.400	1	4	5	6.0	0	0	1	0	0	13	10.0	
at Virginia Tech	11/11/24	*	18	1-3	.333	0-2	.000	0-0	.000	2	0	2	4.7	3	1	1	0	1	2	7.3	
WILLIAM & MARY	11/15/24	*	20	2-5	.400	0-3	.000	0-0	.000	3	3	6	5.0	4	1	0	0	2	4	6.5	
GA. SOUTHERN	11/16/24	*	16	0-1	.000	0-1	.000	0-0	.000	1	2	3	4.6	1	0	1	0	0	0	5.2	
N.C. CENTRAL	11/17/24		10	1-2	.500	0-1	.000	0-0	.000	1	1	2	4.2	0	0	0	0	0	2	4.7	
at Louisville	11/22/24		10	0-3	.000	0-2	.000	0-0	.000	0	0	0	3.6	1	0	0	0	1	0	4.0	
LIU	11/25/24		12	2-4	.500	1-3	.333	2-5	.400	0	1	1	3.3	2	1	1	2	1	7	4.4	
AVERETT	11/27/24		17	0-3	.000	0-3	.000	0-0	.000	0	3	3	3.2	0	1	0	1	1	0	3.9	
at Queens (NC)	12/03/24		3	0-0	.000	0-0	.000	0-0	.000	0	0	0	2.9	1	0	0	0	0	0	3.5	
COASTAL CAROLINA	12/07/24		6	0-0	.000	0-0	.000	0-0	.000	0	1	1	2.7	1	0	0	0	0	0	3.2	
BOB JONES	12/12/24		12	2-5	.400	0-2	.000	0-0	.000	0	1	1	2.6	1	1	0	0	1	4	3.3	
at Florida St.	12/17/24		12	0-5	.000	0-4	.000	1-3	.333	1	1	2	2.5	2	1	1	1	0	1	3.1	
MERCER	12/21/24		6	1-2	.500	0-1	.000	1-2	.500	2	1	3	2.6	0	0	0	0	0	3	3.1	
at Indiana	12/29/24		8	1-2	.500	0-1	.000	0-0	.000	1	0	1	2.5	0	0	0	0	0	2	3.0	
Totals		5	179	16-46	.348	5-31	.161	8-18	.444	13	24	37	2.5	17	6	7	5	7	45	3.0	

Games played: 15
Minutes/game: 11.9
Points/game: 3.0
FG Pct: 34.8
3FG Pct: 16.1
FT Pct: 44.4

Rebounds/game: 2.5
Assists/game: 0.4
Turnovers/game: 0.5
Assist/turnover ratio: 0.9
Steals/game: 0.5
Blocks/game: 0.3

				Field Goals		3-Point		F-Throws		Rebounds									Scoring	
SEASON	TEAM	GP-GS	MIN/AVG	FG-FGA	FG%	3FG-3FGA	3FG%	FT-FTA	FT%	OFF	DEF	TOT	AVG	PF-FO	A	TO	BLK	STL	PTS	AVG
2022-23	ATU	31-28	707/22.8	81-195	.415	29-81	.358	52-62	.839	35	86	121	3.9	74-1	27	36	24	26	243	7.8
2023-24	ATU	32-30	873/27.3	143-281	.509	47-118	.398	58-71	.817	53	112	165	5.2	84-3	42	47	33	17	391	12.2
2024-25	Win	15-5	178/11.8	16-46	.348	5-31	.161	8-18	.444	13	24	37	2.5	17-0	6	7	5	7	45	3.0
TOTAL FOR Win		15-5	178/11.8	16-46	.348	5-31	.161	8-18	.444	13	24	37	2.5	17-0	6	7	5	7	45	3.0
TOTAL		78-63	1757/22.5	240-522	.460	81-230	.352	118-151	.781	101	222	323	4.1	175-4	75	90	62	50	679	8.7



Tai
Hamilton

21

Forward / 6-10 / 200 / So.
Charlotte, N.C.
(William & Mary)

CAREER HONORS

CAREER HIGHS				BIG SOUTH			
Points	10	Piedmont (11/4/24)		Points			
Minutes	23	at Col. of Charleston (2/19/24)		Minutes			
FGM	4	two times		FGM			
FGA	5	at Queens (12/3/24)		FGA			
3PTFGM				3PTFGM			
3PTFGA				3PTFGAs			
FTM	4	Piedmont (11/4/24)		FTM			
FTA	6	Piedmont (11/4/24)		FTA			
Rebounds	10	Piedmont (11/4/24)		Rebounds			
Assists	2	two times		Assists			
Blocks	4	two times		Blocks			
Steals	3	Delaware (2/1/24)		Steals			
Turnovers	3	three times		Turnovers			

EXTRA DRIBBLE

- Played double-digit minutes in seven of the last eight games after 11 at Indiana
- Only played nine minutes vs. Mercer after seeing 12 or more minutes in six previous games
- Solid game off bench vs. Bob Jones with six points, five rebounds and two blocks
- Now has five multi-block games and is 7th in the Big South in blocks per game (1.1)
- Played a season-high 17 minutes at Queens, finishing with nine points, 3 rebounds and two blocks
- Tied career-best four blocks vs. LIU and also had two steals
- Posted a double-double in the opener with 10 points, 10 rebounds (both career-highs)
- Set a career-high in blocks with four vs. Piedmont and ranks 6th in the Big South in blocks per game (1.15)
- Played in 26 games as a freshman at William & Mary
- Ranked 14th in the Coastal Athletic Association in blocks per game (nearly one per game - .85)
- Only played two years of high school basketball
- Selected for Queen City All-Star Game in 2023
- Led state of North Carolina with 4.6 blocks per game in 2021-22
- Played AAU for ACE Elite in 2021 and 2022

Opponent	Date	gs	min	Total		3-Pointers		Free throws		Rebounds				pf	a	t/o	blk	stl	pts	avg
				fg-fga	pct	3fg-fga	pct	ft-fta	pct	off	def	tot	avg							
PIEDMONT	11/04/24		11	3-3	1.000	0-0	.000	4-6	.667	5	5	10	10.0	4	2	0	4	1	10	10.0
LITTLE ROCK	11/09/24		6	1-1	1.000	0-0	.000	0-0	.000	1	0	1	5.5	4	0	0	0	0	2	6.0
at Virginia Tech	11/11/24		3	0-0	.000	0-0	.000	0-0	.000	1	2	3	4.7	0	0	0	2	0	0	4.0
WILLIAM & MARY	11/15/24		7	0-1	.000	0-0	.000	2-4	.500	1	1	2	4.0	1	0	0	1	0	2	3.5
GA. SOUTHERN	11/16/24		6	0-0	.000	0-0	.000	2-2	1.000	0	1	1	3.4	1	0	0	0	0	2	3.2
N.C. CENTRAL	11/17/24		3	0-0	.000	0-0	.000	0-0	.000	2	0	2	3.2	1	0	2	0	0	0	2.7
at Louisville	11/22/24		9	0-2	.000	0-0	.000	1-4	.250	2	1	3	3.1	0	0	0	0	1	1	2.4
LIU	11/25/24		13	1-1	1.000	0-0	.000	0-0	.000	0	1	1	2.9	1	0	0	4	2	2	2.4
AVERETT	11/27/24		14	2-3	.667	0-0	.000	1-1	1.000	3	1	4	3.0	5	2	1	0	0	5	2.7
at Queens (NC)	12/03/24		17	4-5	.800	0-0	.000	1-3	.333	1	2	3	3.0	3	0	0	2	0	9	3.3
COASTAL CAROLINA	12/07/24		12	2-3	.667	0-0	.000	1-1	1.000	0	3	3	3.0	4	0	1	0	0	5	3.5
BOB JONES	12/12/24		16	2-3	.667	0-0	.000	2-2	1.000	2	3	5	3.2	1	0	1	2	1	6	3.7
at Florida St.	12/17/24		14	0-4	.000	0-0	.000	0-1	.000	2	0	2	3.1	3	0	1	0	1	0	3.4
MERCER	12/21/24		9	0-0	.000	0-0	.000	1-2	.500	1	2	3	3.1	3	0	1	1	0	1	3.2
at Indiana	12/29/24		11	0-1	.000	0-0	.000	0-0	.000	0	3	3	3.1	2	0	0	1	2	0	3.0
Totals		0	151	15-27	.556	0-0	.000	15-26	.577	21	25	46	3.1	33	4	7	17	8	45	3.0

Games played: 15
Minutes/game: 10.1
Points/game: 3.0
FG Pct: 55.6
FT Pct: 57.7

Rebounds/game: 3.1
Assists/game: 0.3
Turnovers/game: 0.5
Assist/turnover ratio: 0.6
Steals/game: 0.5
Blocks/game: 1.1

				Field Goals		3-Point		F-Throws		Rebounds											Scoring	
SEASON	TEAM	GP-GS	MIN/AVG	FG-FGA	FG%	3FG-3FGA	3FG%	FT-FTA	FT%	OFF	DEF	TOT	AVG	PF-FO	A	TO	BLK	STL	PTS	AVG		
2023-24	W&M	26-0	316/12.2	16-28	.571	0-0	.000	6-23	.261	25	55	80	3.1	64-4	6	18	22	13	38	1.5		
2024-25	Win	15-0	150/10.0	15-27	.556	0-0	.000	15-26	.577	21	25	46	3.1	33-1	4	7	17	8	45	3.0		
TOTAL FOR Win		15-0	150/10.0	15-27	.556	0-0	.000	15-26	.577	21	25	46	3.1	33-1	4	7	17	8	45	3.0		
TOTAL		41-0	466/11.4	31-55	.564	0-0	.000	21-49	.429	46	80	126	3.1	97-5	10	25	39	21	83	2.0		



Henry Harrison

22

Guard / 5-11 / 175 / So.
Lewisburg, Pa.
(Lewisburg H.S.)

CAREER HONORS

EXTRA DRIBBLE

- Seen action in three games this season
- Made all of his three-point attempts (3-for-3) as a freshman
- Had a season-high four minutes vs. Brevard/vs. Toccoa Falls
- Lettered in soccer (4 yrs.) and basketball (3 yrs.) at Lewisburg H.S.
- Was team captain in 2023 and named to First Team All-Conference

CAREER HIGHS				BIG SOUTH			
Points	3	three times		Points			
Minutes	4	two times		Minutes	2	at Charleston Southern (1/24/24)	
FGM	1	four times		FGM			
FGA	3	Piedmont (11/4/24)		FGA			
3PTFGM	1	three times		3PTFGM			
3PTFGAs	2	Piedmont (11/4/24)		3PTFGAs			
FTM				FTM			
FTA				FTA			
Rebounds				Rebounds			
Assists	1	Bob Jones (11/28/23)		Assists			
Blocks				Blocks			
Steals	1	Charleston Southern (2/7/24)		Steals	1	Charleston Southern (2/7/24)	
Turnovers	1	three times		Turnovers			

Opponent	Date	gs	min	Total		3-Pointers		Free throws		Rebounds				pf	a	t/o	blk	stl	pts	avg
				fg-fga	pct	3fg-fga	pct	ft-fta	pct	off	def	tot	avg							
PIEDMONT	11/04/24		3	1-3	.333	0-2	.000	0-0	.000	0	0	0	0.0	0	0	0	0	0	2	2.0
LITTLE ROCK	11/09/24		1	0-0	.000	0-0	.000	0-0	.000	0	0	0	0.0	0	0	0	0	0	0	1.0
LIU	11/25/24		1	0-0	.000	0-0	.000	0-0	.000	0	0	0	0.0	0	0	0	0	0	0	0.7
AVERETT	11/27/24		3	0-2	.000	0-2	.000	0-0	.000	0	0	0	0.0	1	0	0	0	0	0	0.5
BOB JONES	12/12/24		3	0-2	.000	0-2	.000	0-0	.000	0	0	0	0.0	0	1	0	0	0	0	0.4
Totals		0	11	1-7	.143	0-6	.000	0-0	.000	0	0	0	0.0	1	1	0	0	0	2	0.4

Games played: 5
Minutes/game: 2.2
Points/game: 0.4
FG Pct: 14.3
3FG Pct: 0.0

Assists/game: 0.2
Assist/turnover ratio: 99.9

				Field Goals		3-Point		F-Throws		Rebounds										Scoring	
SEASON	TEAM	GP-GS	MIN/AVG	FG-FGA	FG%	3FG-3FGA	3FG%	FT-FTA	FT%	OFF	DEF	TOT	AVG	PF-FO	A	TO	BLK	STL	PTS	AVG	
2023-24	Win	7-0	16/2.3	3-3	1.000	3-3	1.000	0-0	.000	0	0	0	0.0	0-0	1	3	0	1	9	1.3	
2024-25	Win	5-0	11/2.2	1-7	.143	0-6	.000	0-0	.000	0	0	0	0.0	1-0	1	0	0	0	2	0.4	
TOTAL		12-0	27/2.3	4-10	.400	3-9	.333	0-0	.000	0	0	0	0.0	1-0	2	3	0	1	11	0.9	



Logan
Duncomb

51

Center / 6-10 / 230 / Jr.
Cincinnati, Ohio
(Xavier)

CAREER HONORS

CAREER HIGHS				BIG SOUTH			
Points	10	Elon (12/20/22)		Points			
Minutes	17	Elon (12/20/22)		Minutes			
FGM	5	Elon (12/20/22)		FGM			
FGA	6	Elon (12/20/22)		FGA			
3PTFGM				3PTFGM			
3PTFGA				3PTFGAs			
FTM	4	Little Rock (11/9/24)		FTM			
FTA	5	Little Rock (11/9/24)		FTA			
Rebounds	5	Elon (12/20/22)		Rebounds			
Assists	2	Elon (12/20/22)		Assists			
Blocks	2	Jackson St. (11/25/22)		Blocks			
Steals	1	two times		Steals			
Turnovers	2	Georgia Southern (11/16/24)		Turnovers			

- EXTRA DRIBBLE
- Returned to action vs. Mercer after missing the previous nine games
 - Put in a solid seven minutes off the bench at Indiana (2 rebounds, 2 points)
 - Has three or more rebounds in three of the six games played (missed the opener)
 - Began collegiate career at Indiana, transferred to Xavier and now at Winthrop
 - Has battled through injuries most of his collegiate career
 - Played in 18 games in two seasons at Indiana
 - Led Moeller High School to a state title in 2019
 - Named the GCL Co-Player of the Year
 - McDonalds All-American Nominee

Opponent	Date	gs	min	Total		3-Pointers		Free throws		Rebounds				pf	a	t/o	blk	stl	pts	avg
				fg-fga	pct	3fg-fga	pct	ft-fta	pct	off	def	tot	avg							
LITTLE ROCK	11/09/24	8		1-2	.500	0-0	.000	4-5	.800	2	1	3	3.0	4	0	0	0	0	6	6.0
at Virginia Tech	11/11/24	8		0-2	.000	0-0	.000	0-0	.000	0	1	1	2.0	0	0	0	0	0	0	3.0
WILLIAM & MARY	11/15/24	4		1-3	.333	0-0	.000	0-0	.000	1	2	3	2.3	2	0	1	0	0	2	2.7
GA. SOUTHERN	11/16/24	4		0-1	.000	0-0	.000	3-4	.750	0	0	0	1.8	2	0	2	0	0	3	2.8
N.C. CENTRAL	11/17/24	6		1-1	1.000	0-0	.000	0-0	.000	0	3	3	2.0	1	0	1	1	0	2	2.6
MERCER	12/21/24	3		0-0	.000	0-0	.000	0-0	.000	0	0	0	1.7	1	0	1	0	0	0	2.2
at Indiana	12/29/24	7		1-2	.500	0-0	.000	0-1	.000	0	2	2	1.7	0	0	0	0	0	2	2.1
Totals		0	40	4-11	.364	0-0	.000	7-10	.700	3	9	12	1.7	10	0	5	1	0	15	2.1

Games played: 7
Minutes/game: 5.7
Points/game: 2.1
FG Pct: 36.4
FT Pct: 70.0

Rebounds/game: 1.7
Turnovers/game: 0.7
Blocks/game: 0.1

				Field Goals		3-Point		F-Throws		Rebounds										Scoring	
SEASON	TEAM	GP-GS	MIN/AVG	FG-FGA	FG%	3FG-3FGA	3FG%	FT-FTA	FT%	OFF	DEF	TOT	AVG	PF-FO	A	TO	BLK	STL	PTS	AVG	
2021-22	IND	9-0	19/2.1	2-4	.500	0-0	.000	2-2	1.000	3	3	6	0.7	3-0	1	3	1	1	6	0.7	
2022-23	IND	9-0	51/5.7	12-16	.750	0-0	.000	2-7	.286	5	10	15	1.7	8-0	2	3	5	1	26	2.9	
2024-25	Win	7-0	38/5.5	4-11	.364	0-0	.000	7-10	.700	3	9	12	1.7	10-0	0	5	1	0	15	2.1	
TOTAL FOR Win		7-0	38/5.5	4-11	.364	0-0	.000	7-10	.700	3	9	12	1.7	10-0	0	5	1	0	15	2.1	
TOTAL		25-0	108/4.3	18-31	.581	0-0	.000	11-19	.579	11	22	33	1.3	21-0	3	11	7	2	47	1.9	



Bryce Baker

55

Guard / 6-5 / 200 / Jr.
Mooresville, N.C.
(Old Dominion)

CAREER HONORS

CAREER HIGHS				BIG SOUTH			
Points	18	at Florida State (12/17/24)		Points			
Minutes	30	William & Mary (11/15/24)		Minutes			
FGM	6	three times		FGM			
FGA	12	at Florida State (12/17/24)		FGA			
3PTFGM	6	at Florida State (12/17/24)		3PTFGM			
3PTFGA	12	at Florida State (12/17/24)		3PTFGAs			
FTM	4	Virginia Wesleyan (11/6/23)		FTM			
FTA	5	at Coastal Carolina (1/28/23)		FTA			
Rebounds	7	two times		Rebounds			
Assists	3	two times		Assists			
Blocks	1	seven times		Blocks			
Steals	3	at Marshall (1/14/23)		Steals			
Turnovers	4	at Florida State (12/17/24)		Turnovers			

EXTRA DRIBBLE

- Didn't score on 0-for-3 shooting at Indiana (3rd game without points this season)
- Was in double-figures back-to-back games after 12 off the bench vs. Mercer
- Finished the game 4-for-5 from three and is now 10-of-17 the last two games
- Scored 15 of his career-high 18 points in the second half of the loss at FSU
- Was 6-for-12 behind the arc, setting a career-best for made threes in a single-game
- Ranked 7th in the Big South with 2.0 threes per game
- Posted six points, six rebounds vs. Bob Jones
- In the seven games he's hit multiple threes he's a combined 27-for-59 (46%)
- In games he's hit one or fewer threes he's a combined 3-for-30
- Has multiple threes in back-to-back games three times this season
- Has eight games with multiple threes, Eagles 7-1 in those games
- Has six or more rebounds in five games and at least four or more in 11 games
- Transfer from Old Dominion where he played in 32 games last season with seven starts
- Was second on the team with 42 three-pointers made
- Named Most Efficient Player on the AAU Under Armour Circuit for Team Charlotte
- Led Combine Academy to a state title in 2020 (North Carolina)
- Led Davidson Day to a state tile in 2019 (North Carolina)

Opponent	Date	qs	min	Total		3-Pointers		Free throws		Rebounds				pf	a	t/o	blk	stl	pts	avg
				fg-fga	pct	3fg-fga	pct	ft-fita	pct	off	def	tot	avg							
PIEDMONT	11/04/24		15	6-11	.545	4-8	.500	0-0	.000	1	3	4	4.0	1	0	0	0	0	16	16.0
LITTLE ROCK	11/09/24	*	24	2-8	.250	2-7	.286	2-2	1.000	2	4	6	5.0	1	1	2	0	0	8	12.0
at Virginia Tech	11/11/24	*	24	0-8	.000	0-8	.000	0-0	.000	1	6	7	5.7	1	2	0	0	0	0	8.0
WILLIAM & MARY	11/15/24	*	30	6-11	.545	4-9	.444	0-0	.000	0	6	6	5.8	1	1	0	0	1	16	10.0
GA. SOUTHERN	11/16/24	*	29	2-6	.333	1-5	.200	0-2	.000	0	6	6	5.8	2	1	0	1	2	5	9.0
N.C. CENTRAL	11/17/24	*	21	0-5	.000	0-3	.000	0-0	.000	0	4	4	5.5	0	1	1	1	0	0	7.5
at Louisville	11/22/24		22	1-6	.167	1-6	.167	2-2	1.000	1	3	4	5.3	0	0	2	0	1	5	7.1
LIU	11/25/24		20	3-8	.375	2-5	.400	0-0	.000	0	5	5	5.3	3	2	1	0	2	8	7.3
AVERETT	11/27/24		18	4-8	.500	3-7	.429	0-0	.000	0	1	1	4.8	0	1	1	1	1	11	7.7
at Queens (NC)	12/03/24		16	1-4	.250	0-2	.000	0-0	.000	1	2	3	4.6	1	0	1	0	0	2	7.1
COASTAL CAROLINA	12/07/24		10	1-4	.250	1-3	.333	0-0	.000	1	0	1	4.3	3	0	1	0	0	3	6.7
BOB JONES	12/12/24		16	2-7	.286	2-6	.333	0-0	.000	2	4	6	4.4	1	3	2	0	0	6	6.7
at Florida St.	12/17/24		23	6-12	.500	6-12	.500	0-0	.000	1	4	5	4.5	0	0	4	0	2	18	7.5
MERCER	12/21/24		20	4-5	.800	4-5	.800	0-1	.000	0	4	4	4.4	3	0	0	0	1	12	7.9
at Indiana	12/29/24		12	0-3	.000	0-3	.000	0-0	.000	0	1	1	4.2	1	0	0	0	0	0	7.3
Totals		5	300	38-106	.358	30-89	.337	4-7	.571	10	53	63	4.2	18	12	15	3	10	110	7.3

Games played: 15
Minutes/game: 20.0
Points/game: 7.3
FG Pct: 35.8
3FG Pct: 33.7
FT Pct: 57.1

Rebounds/game: 4.2
Assists/game: 0.8
Turnovers/game: 1.0
Assist/turnover ratio: 0.8
Steals/game: 0.7
Blocks/game: 0.2

				Field Goals		3-Point		F-Throws		Rebounds										Scoring	
SEASON	TEAM	GP-GS	MIN/AVG	FG-FGA	FG%	3FG-3FGA	3FG%	FT-FTA	FT%	OFF	DEF	TOT	AVG	PF-FO	A	TO	BLK	STL	PTS	AVG	
2022-23	ODU	27-9	323/12.0	26-74	.351	21-63	.333	4-9	.444	13	26	39	1.4	20-0	5	6	3	10	77	2.9	
2023-24	ODU	32-3	632/19.8	56-158	.354	42-124	.339	7-12	.583	23	50	73	2.3	28-0	20	11	2	12	161	5.0	
2024-25	Win	15-5	301/20.0	38-106	.358	30-89	.337	4-7	.571	10	53	63	4.2	18-0	12	15	3	10	110	7.3	
TOTAL FOR Win		15-5	301/20.0	38-106	.358	30-89	.337	4-7	.571	10	53	63	4.2	18-0	12	15	3	10	110	7.3	
TOTAL		74-17	1256/17.0	120-338	.355	93-276	.337	15-28	.536	46	129	175	2.4	66-0	37	32	8	32	348	4.7	